

Prenumerique.ca is a French-language eBook and audiobook platform, available to NBPLS patrons.

Prenumerique.ca can be accessed from a computer, or from a mobile device. Please note that if you want to download titles from prenumerique.ca to your computer, you will also need an *Adobe ID*, and *Adobe Digital Editions*, which is available for free from the *Adobe* website.

The interfaces of the app and the web platform are available in English and French, but a majority of the content is available in French only.

Follow the instructions below to get started in prenumerique.ca.

<b>On a computer</b> .....	2
<b>Accessing your account on a computer</b> .....	6
<b>iOS Devices</b> .....	8
<b>To return a title in iOS:</b> .....	17
<b>Android devices</b> .....	21
<b>To return a title in Android:</b> .....	30

## On a computer

To access the *prenumerique.ca* platform on a computer:

- 1) From the NBPLS website ([www.gnb.ca/publiclibraries](http://www.gnb.ca/publiclibraries)), click on **Electronic Library New Brunswick** (in the right-hand column). On the next screen, click on ***prenumerique.ca***.
- 2) Enter your library card number, after 29525:

Enter your library card number\*:  
Entrez le numéro de votre carte de bibliothèque \*\* :



New Brunswick Public Libraries Bibliothèques publiques du Nouveau-Brunswick

www.gnb.ca/publiclibraries  
www.gnb.ca/bibliothequespubliques

Card Number / Numéro de carte :  
29525

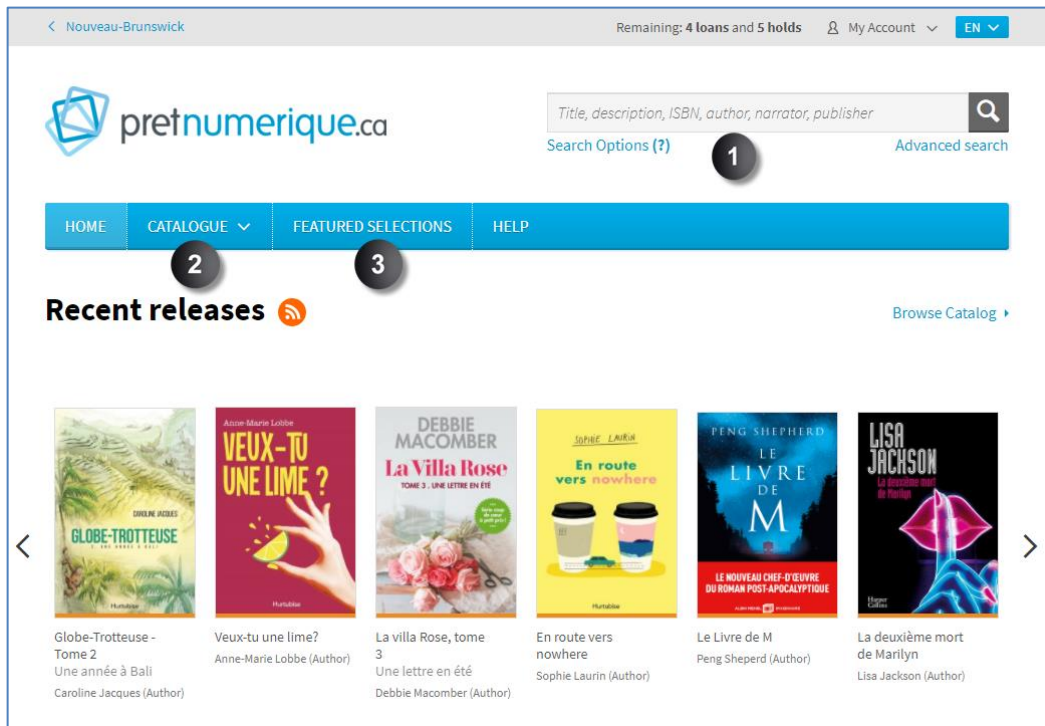
Login / Accéder

\* You may not be able to access this service outside of Atlantic Canada.

\*\* Il est possible que ce service ne soit pas accessible à l'extérieur du Canada atlantique.

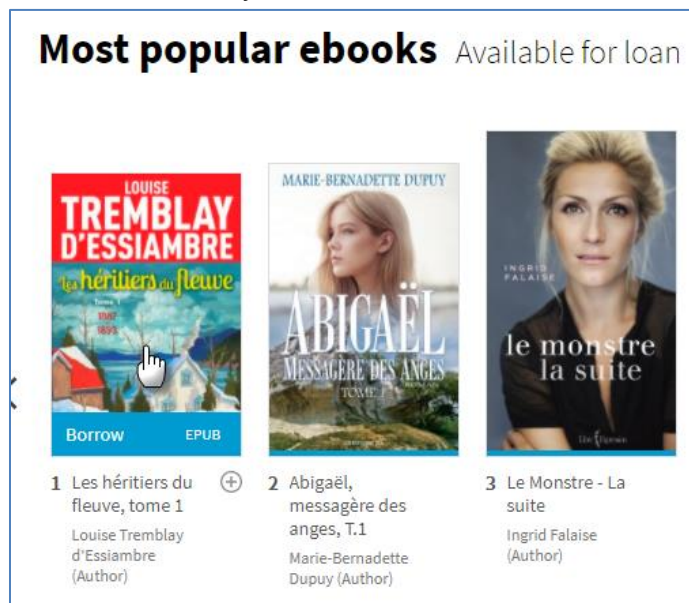
Click on ***Login/Accéder***.

- 3) You will be directed to the [pretnumerique.ca](http://pretnumerique.ca) homepage. From the *Home* page, you can 1) search for a title, 2) browse the collection, or 3) view a list of *Featured Selections*.



- 4) To borrow an eBook, complete the following steps:

- a) Click on the title you wish to borrow:



b) Click on **Borrow**, on the right hand side of the screen.

The screenshot shows the website interface for 'prenumerique.ca'. At the top, there is a navigation bar with 'Nouveau-Brunswick', 'Remaining: 4 loans and 5 holds', 'My Account', and 'EN'. Below this is a search bar with the placeholder text 'Title, description, ISBN, author, narrator, publisher' and a search icon. A navigation menu includes 'HOME', 'CATALOGUE', 'FEATURED SELECTIONS', and 'HELP'. The main content area features a book cover for 'Les héritiers du fleuve, tome 1' by Louise Tremblay d'Essiambre. To the right of the book, there are social media icons, the title, author name, and 'Ebook' label. A detailed description of the book is provided. On the far right, a box contains technical details: 'EPUB', 'Online reading', '1.02 MB', and '1 copy available'. A blue 'Borrow' button is highlighted with a mouse cursor, along with 'Add to list' and 'Excerpt' buttons.

c) Click on **Confirm your loan**:

This screenshot shows the same website interface as above, but with a modal dialog box overlaid on the book details. The dialog box contains the text 'Confirm your loan' followed by 'EPUB' and 'Cancel'. A mouse cursor is pointing at the 'Confirm your loan' button. Below the dialog box, the text 'The loan period is 21 days.' is visible. The background content, including the book cover and title, is partially obscured by the dialog box.

- d) Click on **Read Online** to read the title in your browser, or click on **Download** to download the title to your computer :

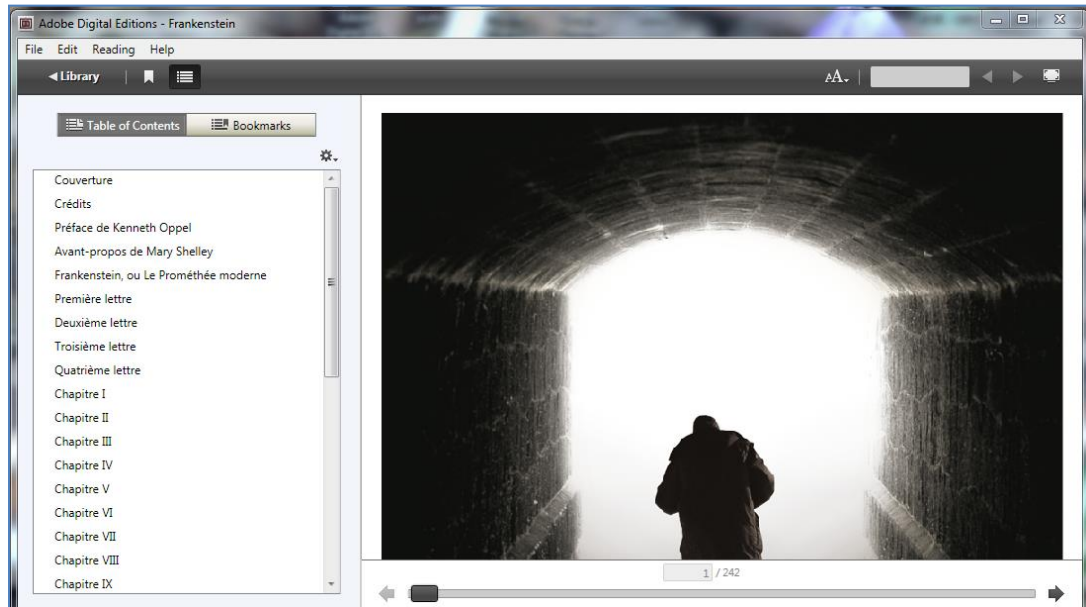
The screenshot shows the website pretnumerique.ca. At the top, there is a search bar with the text "Title, description, ISBN, author, narrator, publisher" and a search icon. Below the search bar are navigation tabs: HOME, CATALOGUE, FEATURED SELECTIONS, and HELP. The main content area features a book cover for "Les héritiers du fleuve, tome 1" by Louise Tremblay D'Essiembre. To the right of the cover, the text "Your loan will expire on September 09, 2020 10:22." is displayed. Below this, there are two buttons: "Read online" and "Download". Red arrows point to both buttons. At the bottom, there is a "Having problems?" section with links for "I am unable to download a borrowed ebook", "I have downloaded an ebook but am unable to open it", and "It has been over 15 minutes since I borrowed an ebook and I have not received an email". There is also a "Web Reader User's Guide" link.

- e) If you choose to download the title, click on **Open** to open the title in *Adobe Digital Editions*:

The screenshot shows the "View Downloads" window in Windows Internet Explorer. The window title is "View Downloads - Windows Internet Explorer". The main content area is titled "View and track your downloads" and includes a search bar. Below the search bar is a table with columns for Name, Location, and Actions. The table contains three rows of download information. The first row is highlighted, and a mouse cursor is clicking on the "Open" button in the Actions column. A tooltip "Open this file" is visible over the button.

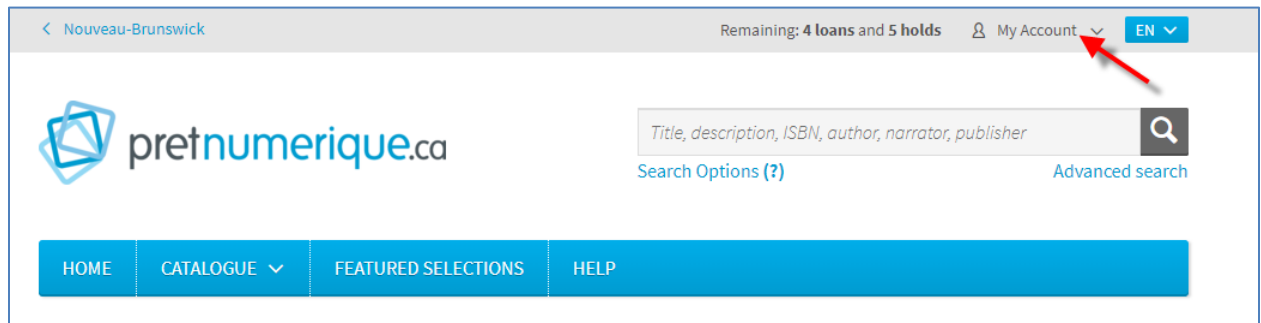
Name	Location	Actions
URLLink.acsm acs4.entrepotnumerique.com	Do you want to open or save this file?	Open Save
URLLink.acsm acs4.entrepotnumerique.com	Downloads	Open
8h&P5n~6 hrh.gnb.ca	Downloads	Open

f) The title will open.

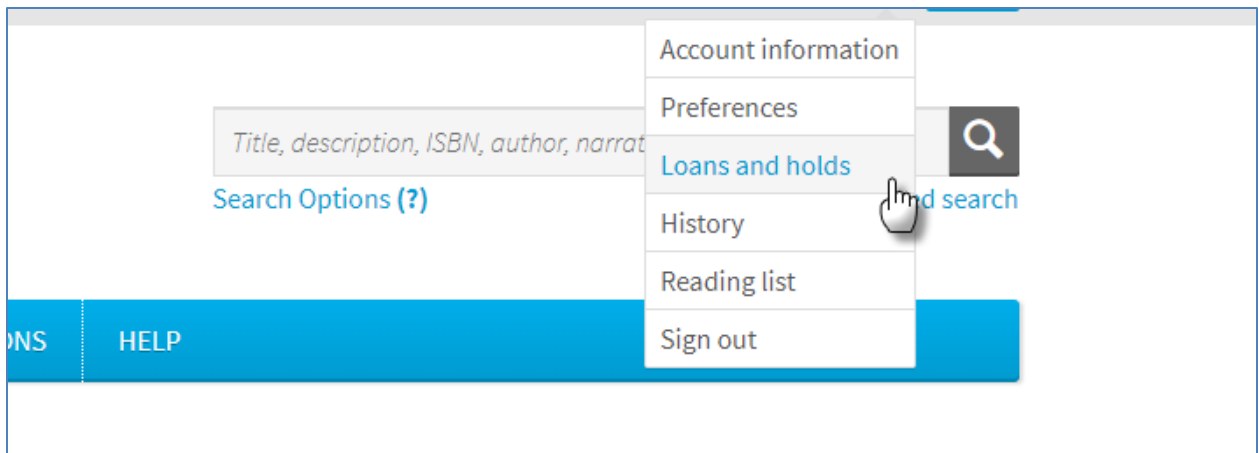


## Accessing your account on a computer

1) Click on **My Account** in the top right hand corner of the screen.



2) From the dropdown menu, you can access your account information, preferences and information on your loans and holds. To log out, click on **Sign Out**.



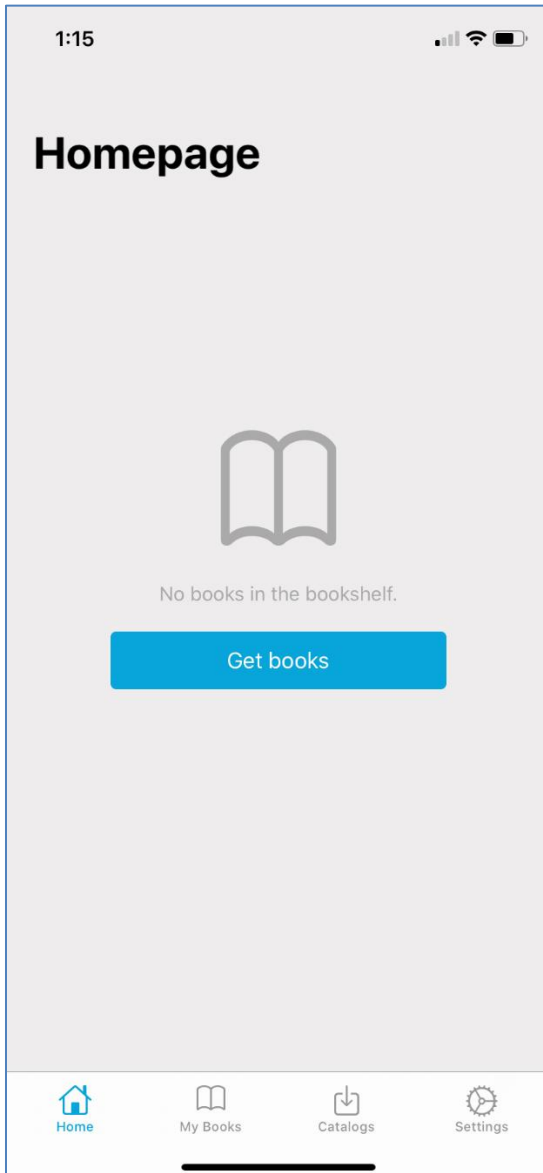
**Note:** It is not possible to return borrowed titles before their expiration date on the *pretnumerique.ca* website platform. For more information, click on the **Help** button, located on the ribbon.

## iOS Devices

Pretnumerique.ca can also be used with the *Pretnumerique* app, available in the Apple App Store.

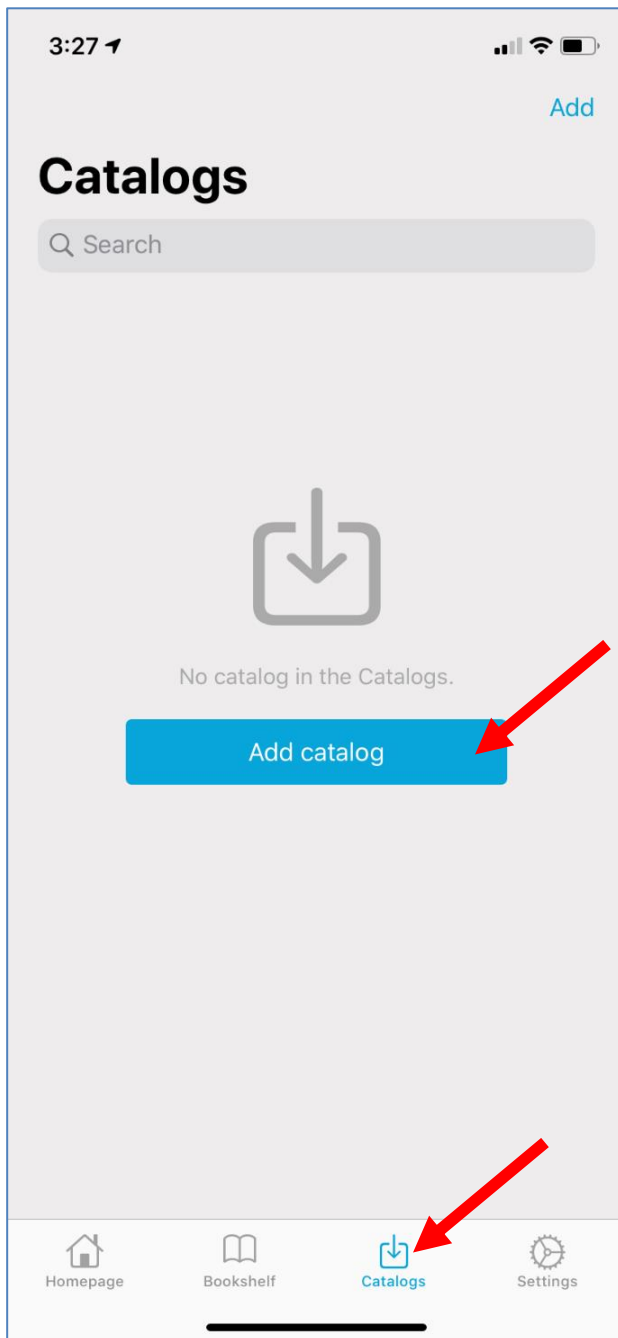
To access titles in the *Pretnumerique* app:

- 1) Open the app on your device. Your *Homepage* will appear.

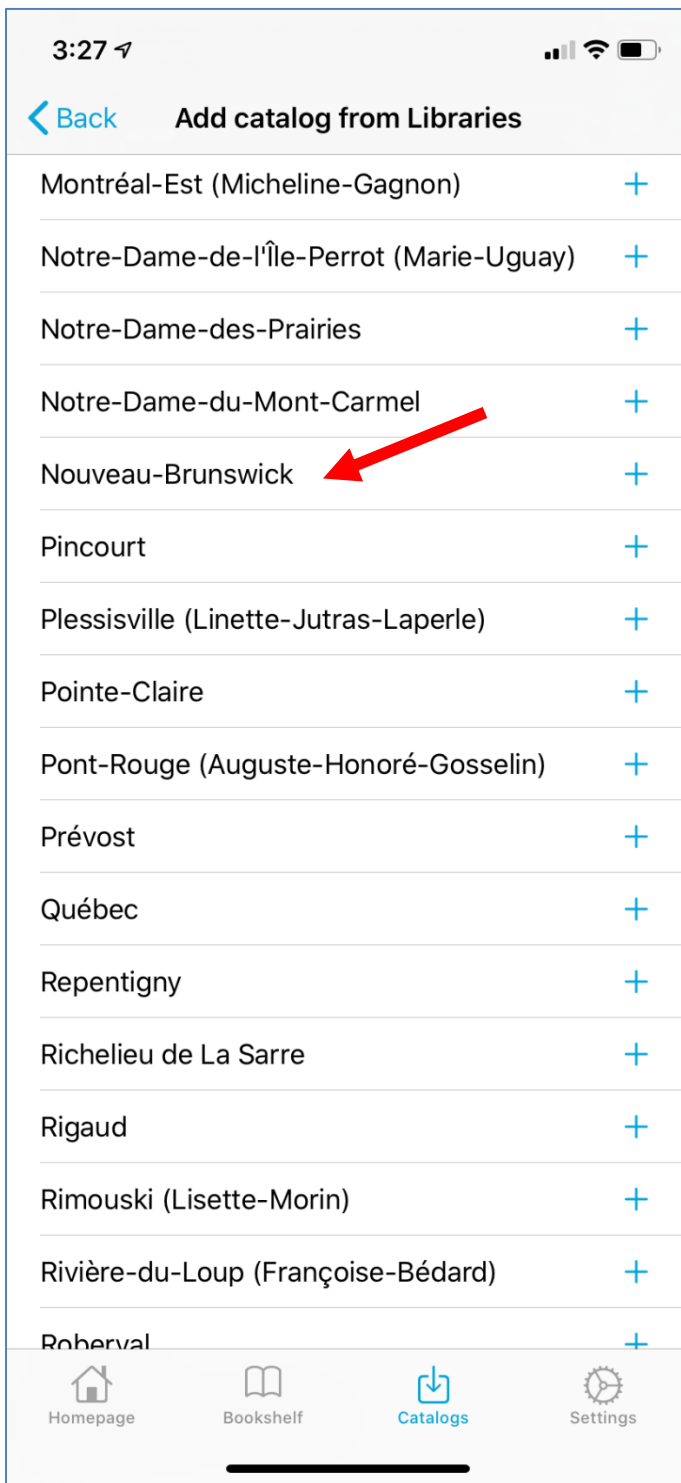




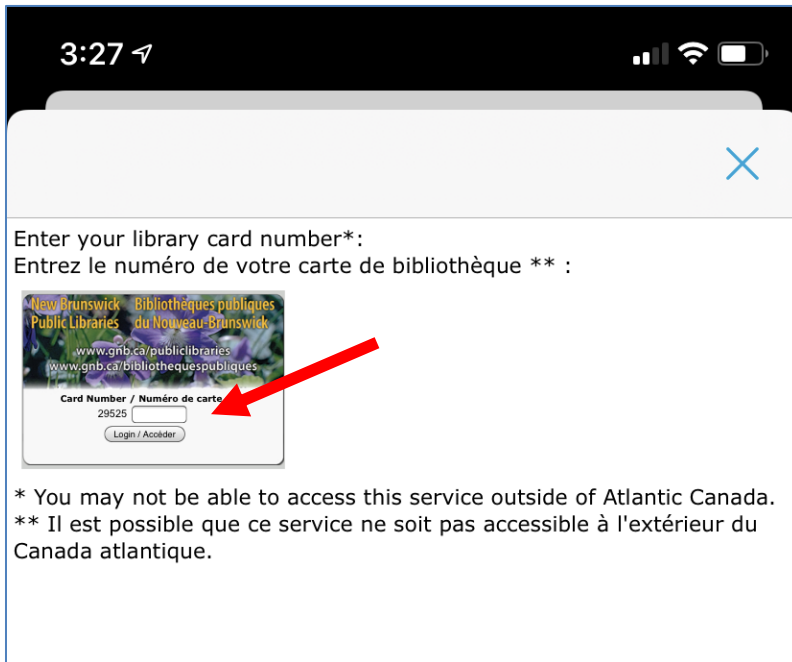
2) Tap on **Catalogs**, at the bottom of the screen, and then on **Add Catalog**:



3) A list of available libraries will appear. Tap on **Nouveau-Brunswick**.



- 4) Enter your library card number, after the 29525, into the box and tap on **Login / Accéder** :



3:27

Enter your library card number\*:  
Entrez le numéro de votre carte de bibliothèque \*\* :

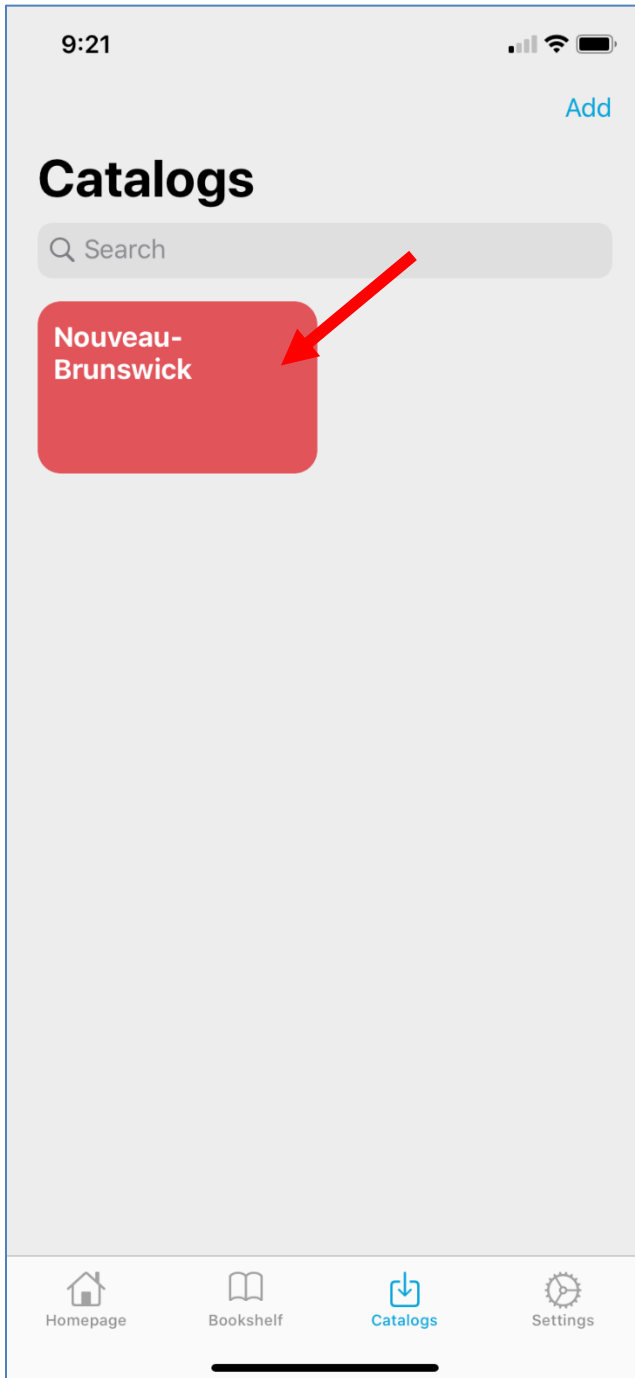
New Brunswick Public Libraries / Bibliothèques publiques du Nouveau Brunswick  
www.gnb.ca/publiclibraries  
www.gnb.ca/bibliothequespubliques

Card Number / Numéro de carte  
29525

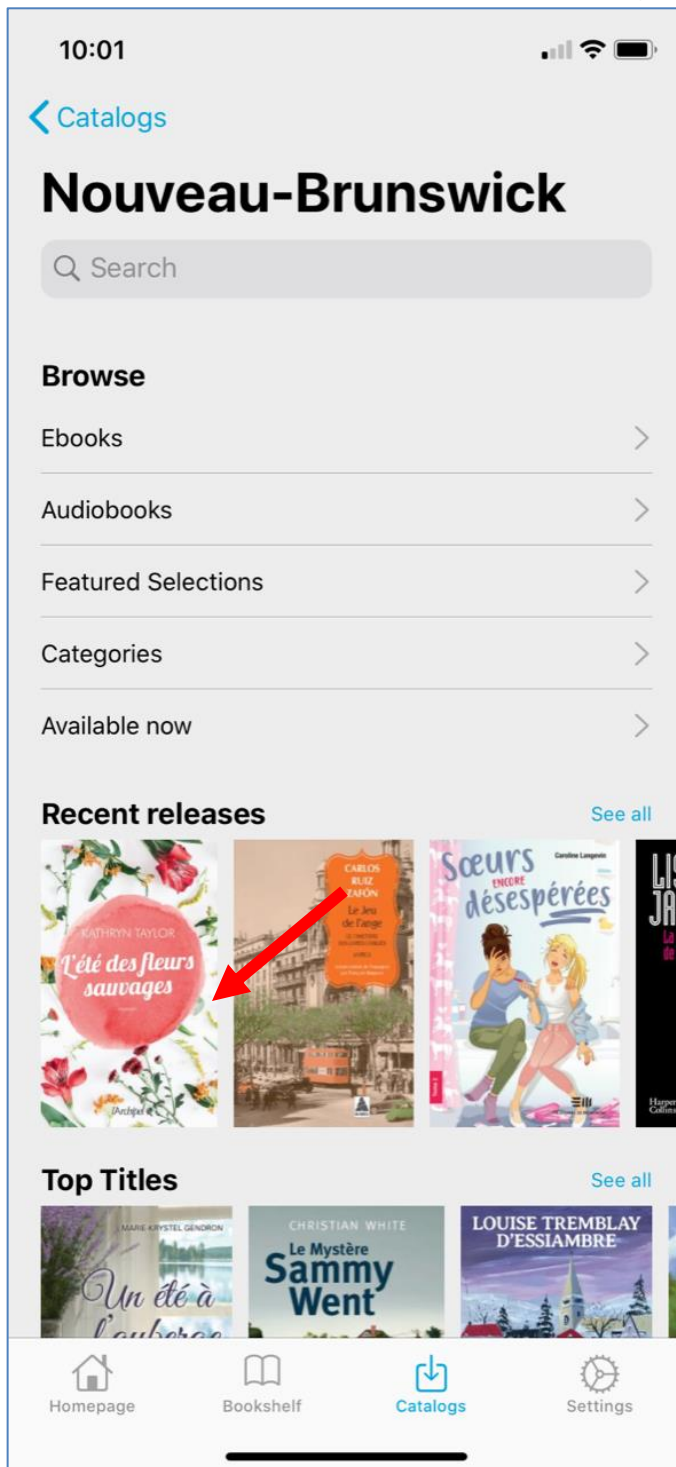
Login / Accéder

\* You may not be able to access this service outside of Atlantic Canada.  
\*\* Il est possible que ce service ne soit pas accessible à l'extérieur du Canada atlantique.

- 5) New Brunswick (Nouveau-Brunswick) will now appear on your catalogs screen.  
Tap on the icon to search the catalogue:

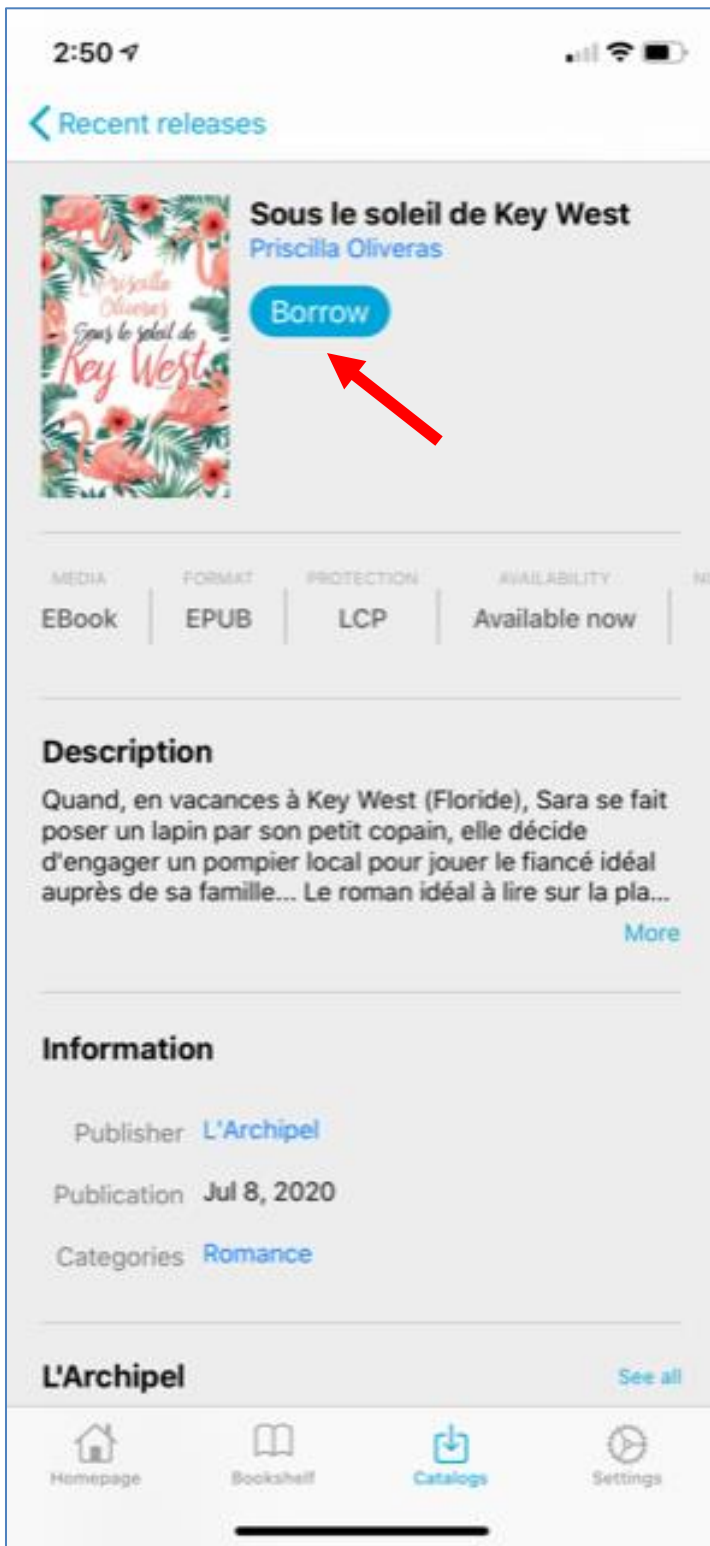


6) Select the book you wish to borrow by tapping on the cover:

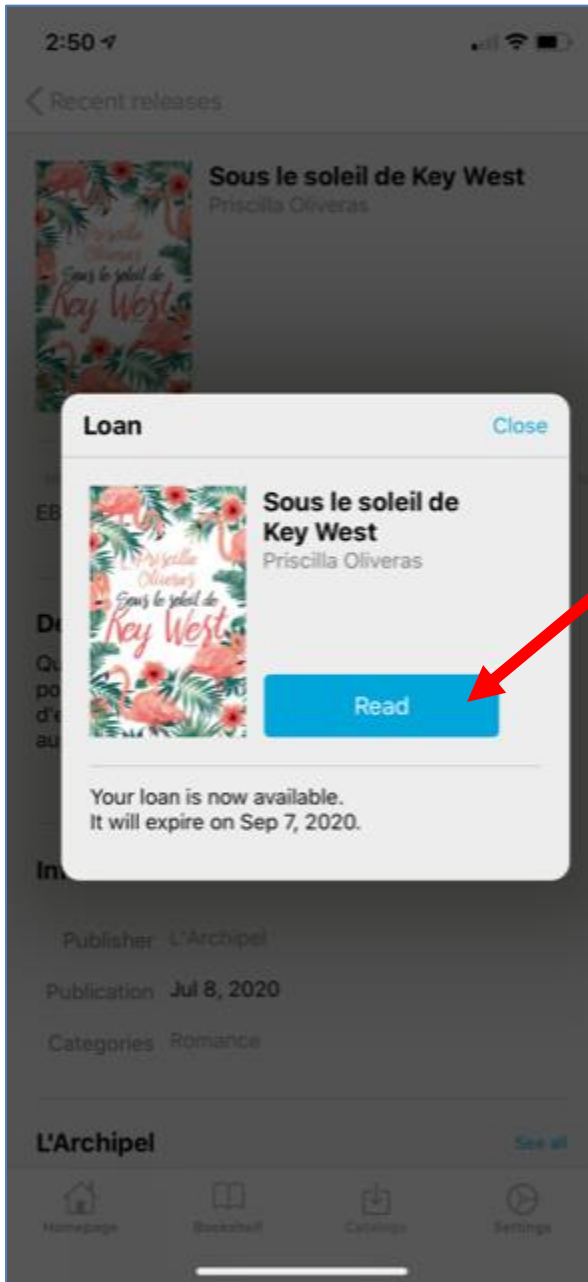


**Note:** If the title is currently unavailable to borrow, prenumerique.ca will give you the option to place a hold on the title.

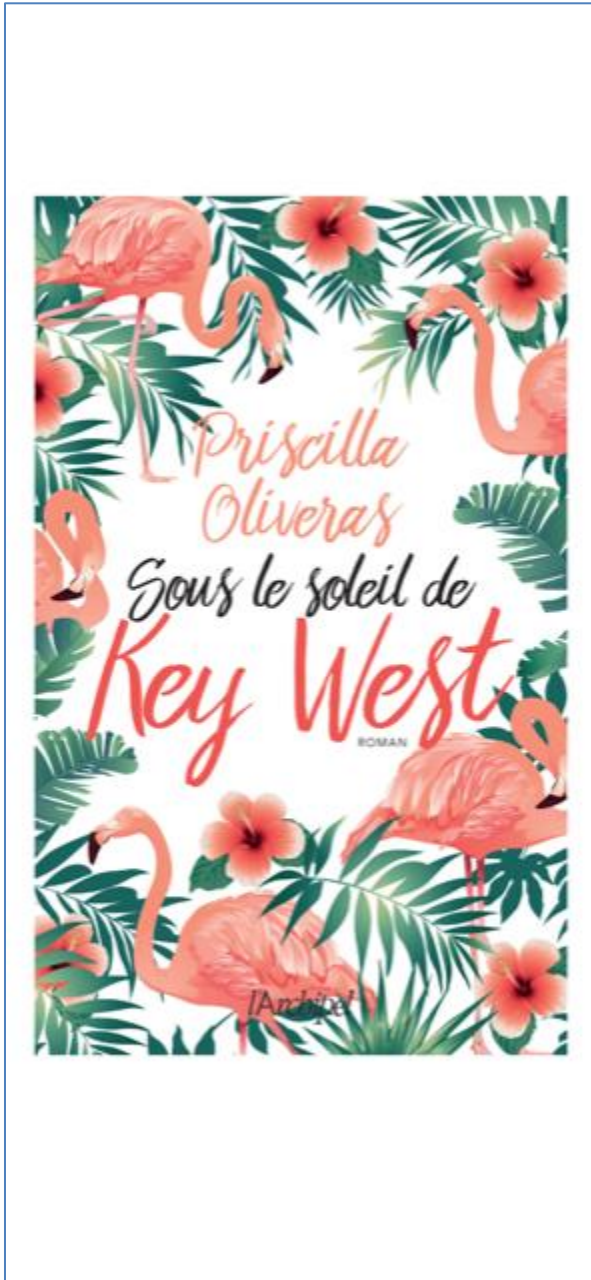
7) Tap on **Borrow** to check out the title:



8) The title is now available in your account. Tap on **Read** to access the title.



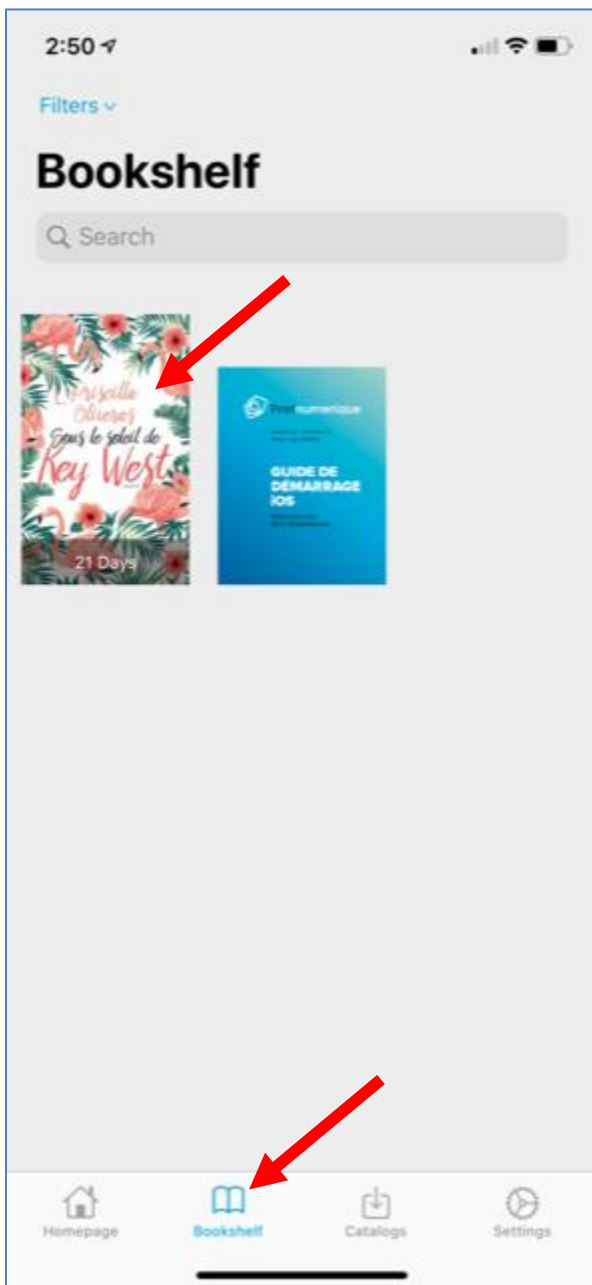
9) The title will open in the app.



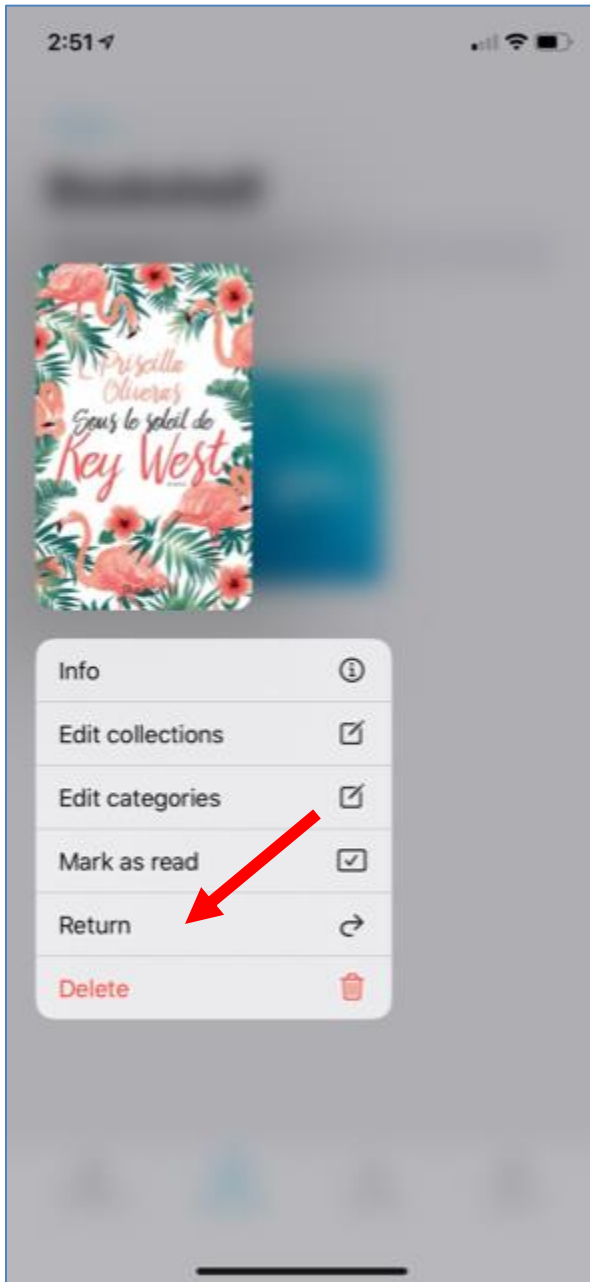


## To return a title in iOS:

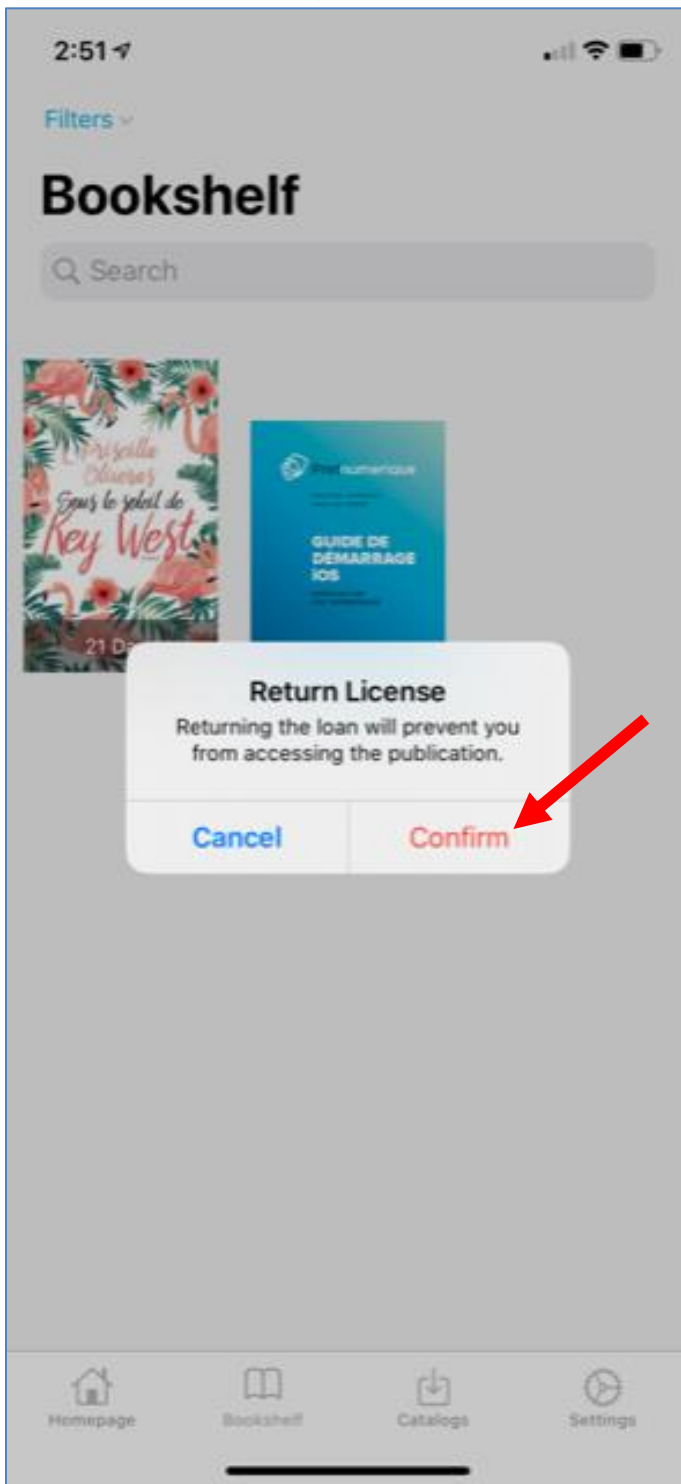
- 1) Tap on the title you wish to return from your *Bookshelf*.



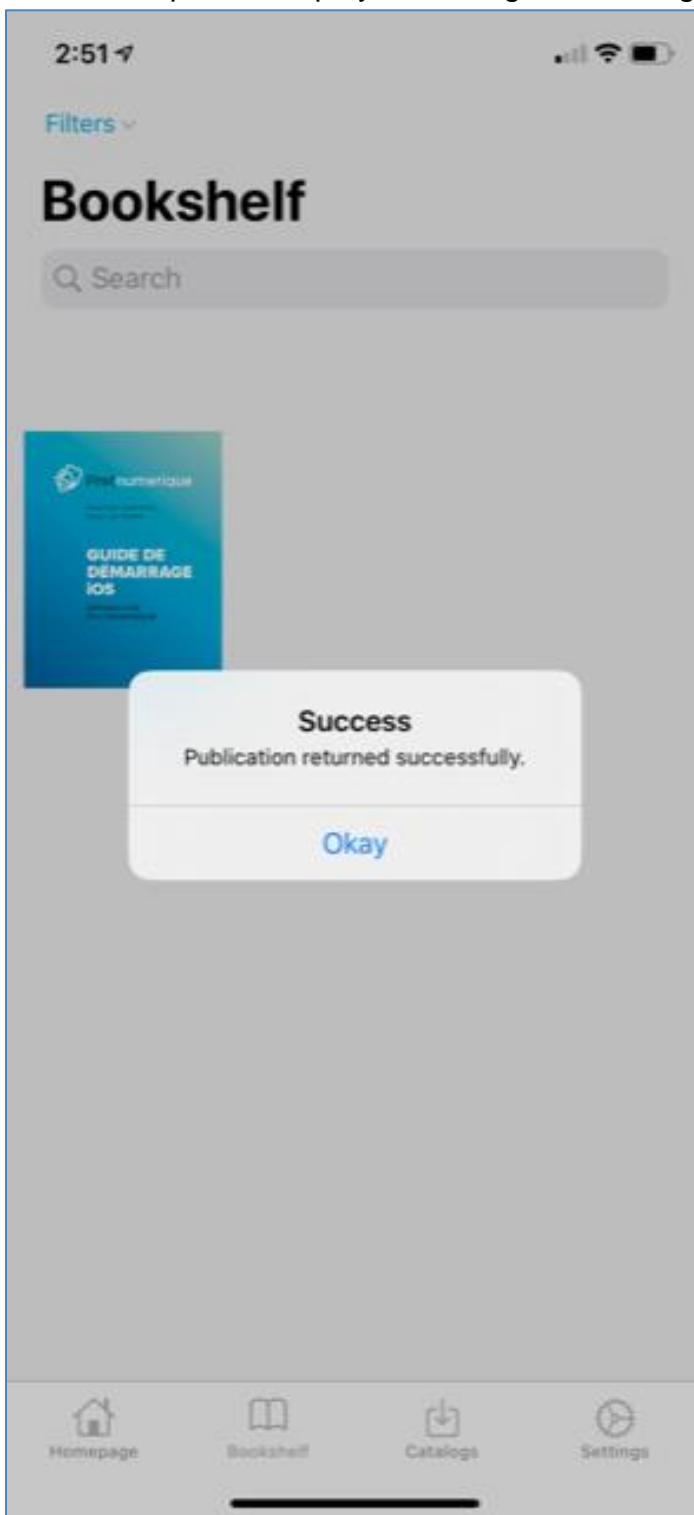
2) Tap on **Return**:



3) A confirmation message will appear. Tap on **Confirm** to return the title:



4) Pretnumerique will display a message confirming the return:

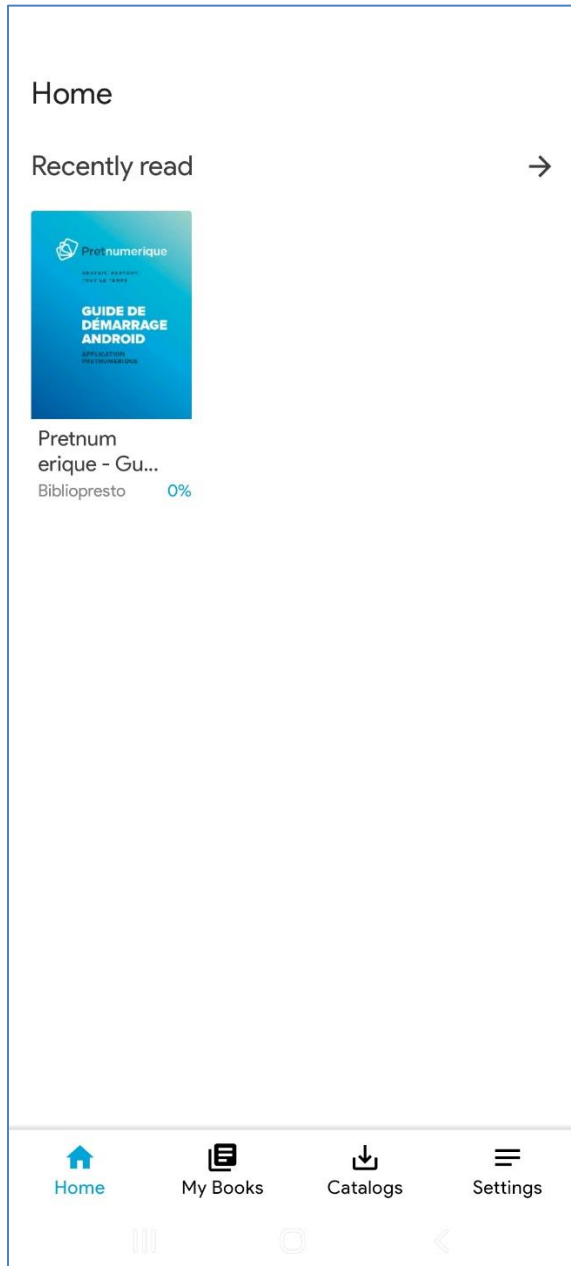


## Android devices


Pretnumerique.ca can also be used with the Android version of the pretnumerique app, available in the Google Play Store.

To access titles in the pretnumerique.ca app:

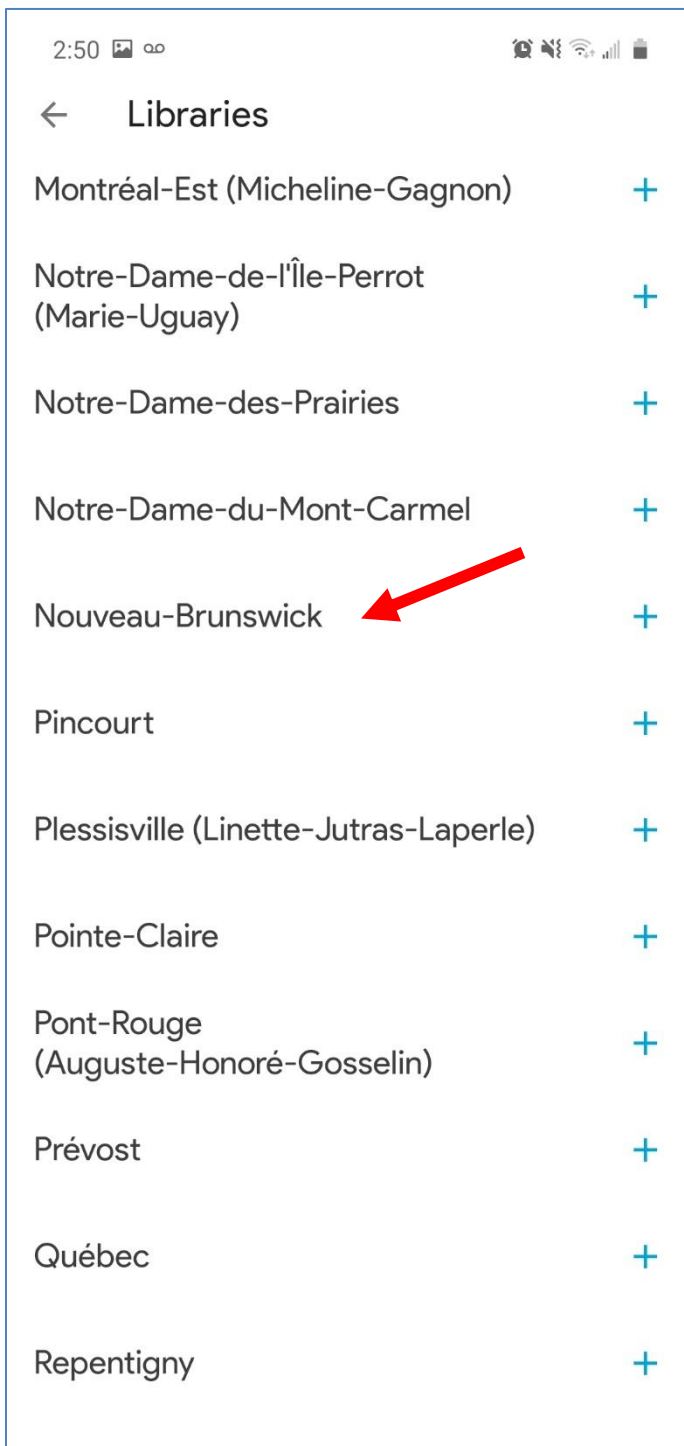
- 1) Open the app on your device. Your *Homepage* will appear.



2) Tap on **Catalogs**, at the bottom of the screen, and then on the **plus icon**:




3) A list of available libraries will appear. Tap on **Nouveau-Brunswick**.



- 4) Enter your library card number, after the 29525, into the box and tap on **Login / Accéder**.


Enter your library card number\*:  
Entrez le numéro de votre carte de bibliothèque \*\* :



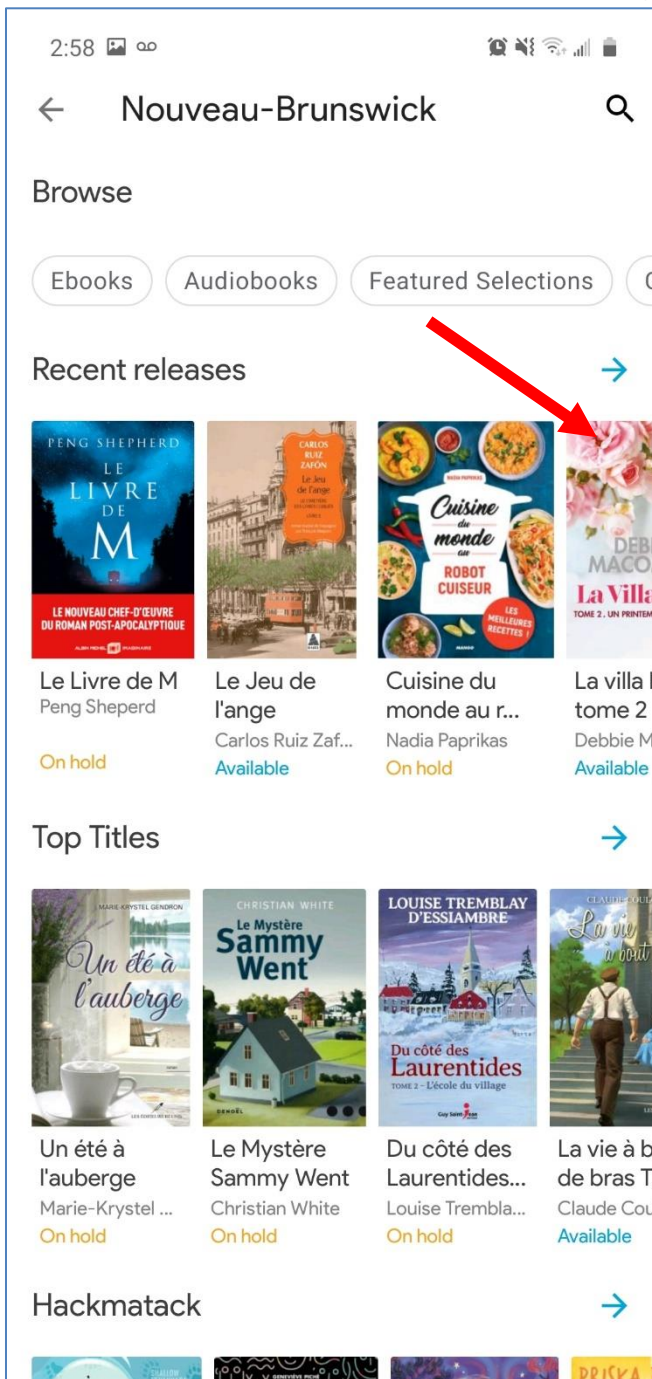
\* You may not be able to access this service outside of Atlantic Canada.  
\*\* Il est possible que ce service ne soit pas accessible à l'extérieur du Canada atlantique.



- 5) New Brunswick (Nouveau-Brunswick) will now appear on your catalogs screen. Click on **Browse** to search the catalogue:



6) Select the book you wish to borrow by tapping on the cover:





**Note:** If the title is currently unavailable to borrow, prenumerique.ca will give you the option to place a hold on the title.

7) Tap on **Borrow** to check out the title:

3:06

←

 **La villa Rose, tome 2**  
Debbie Macomber

 E-book | Available | 306 Pages | French Language





[Free sample](#) [Borrow](#)

**About** →

Une série à la fois réconfortante et bouleversante par la reine du bestseller américain! Installée depuis peu à Cedar Cove, Jo Marie commence à s'y sentir chez elle.

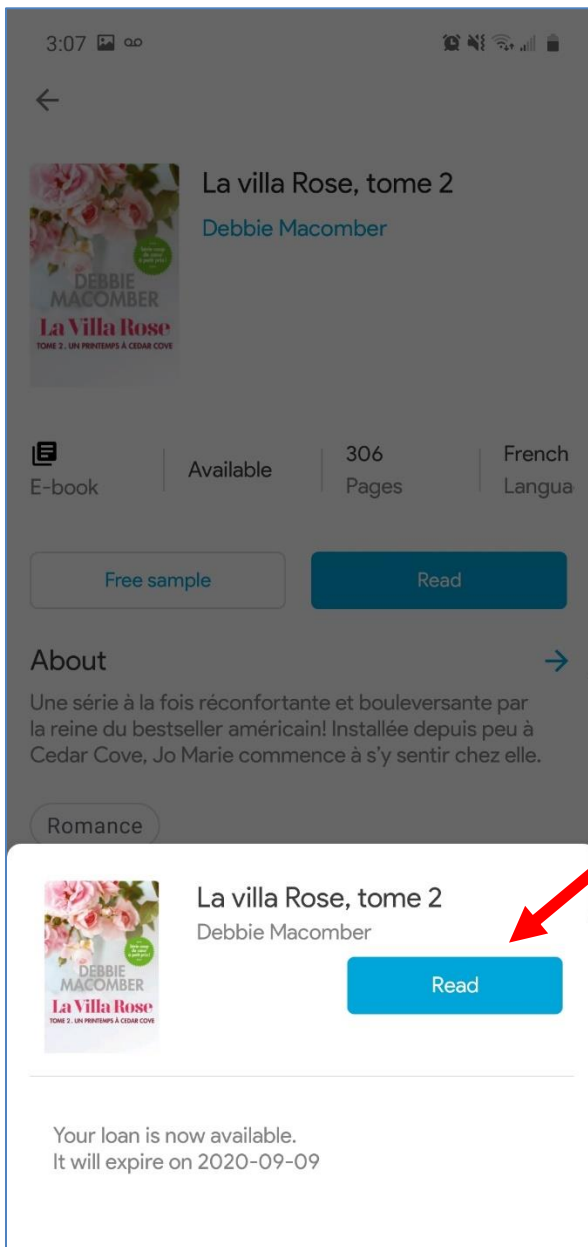
Romance

**Debbie Macomber** →

La villa Rose, tome 3 | La villa Rose, tome 1 | La villa Rose, tome 3 | La Villa Rose tome 2

8) The title is now available in your account. Tap on **Read** to access the title.

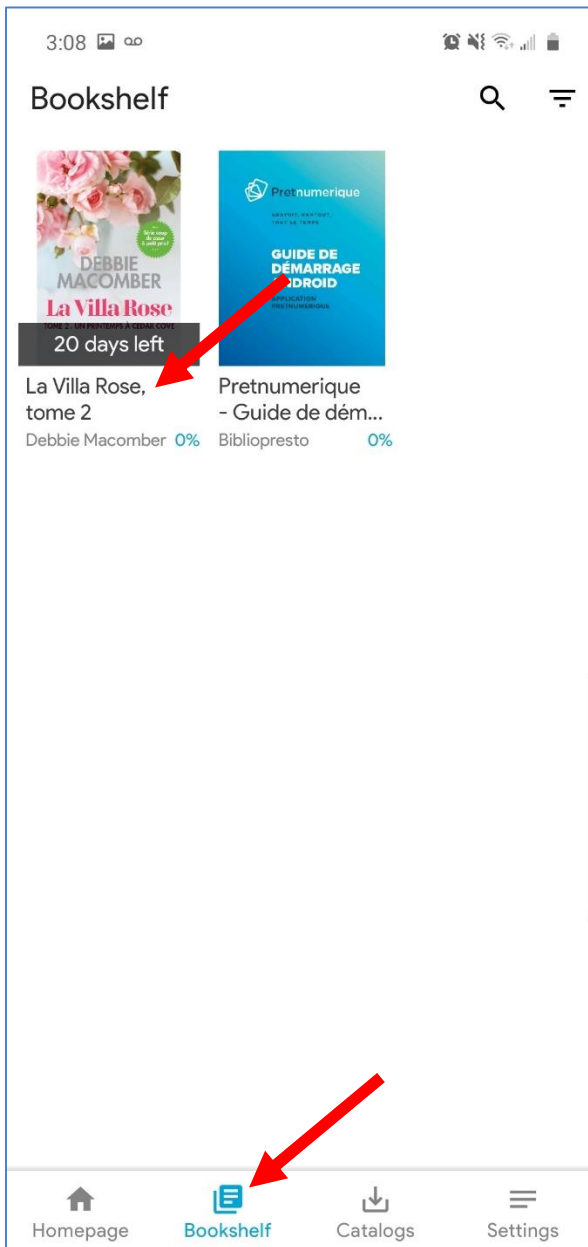


9) The title will open in the app.

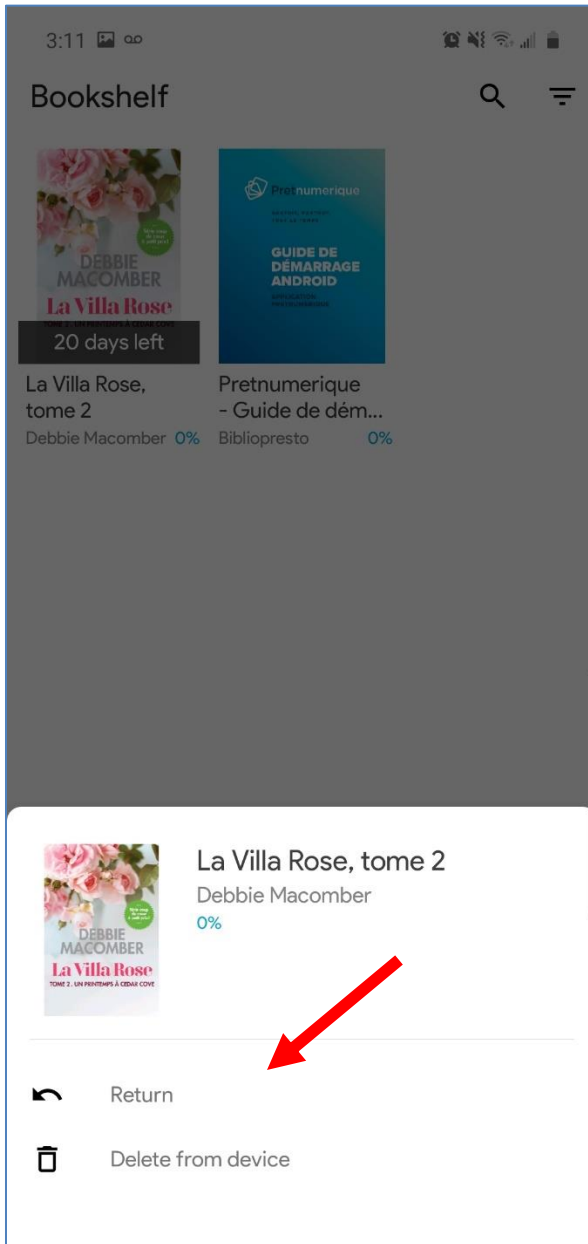


## To return a title in Android:

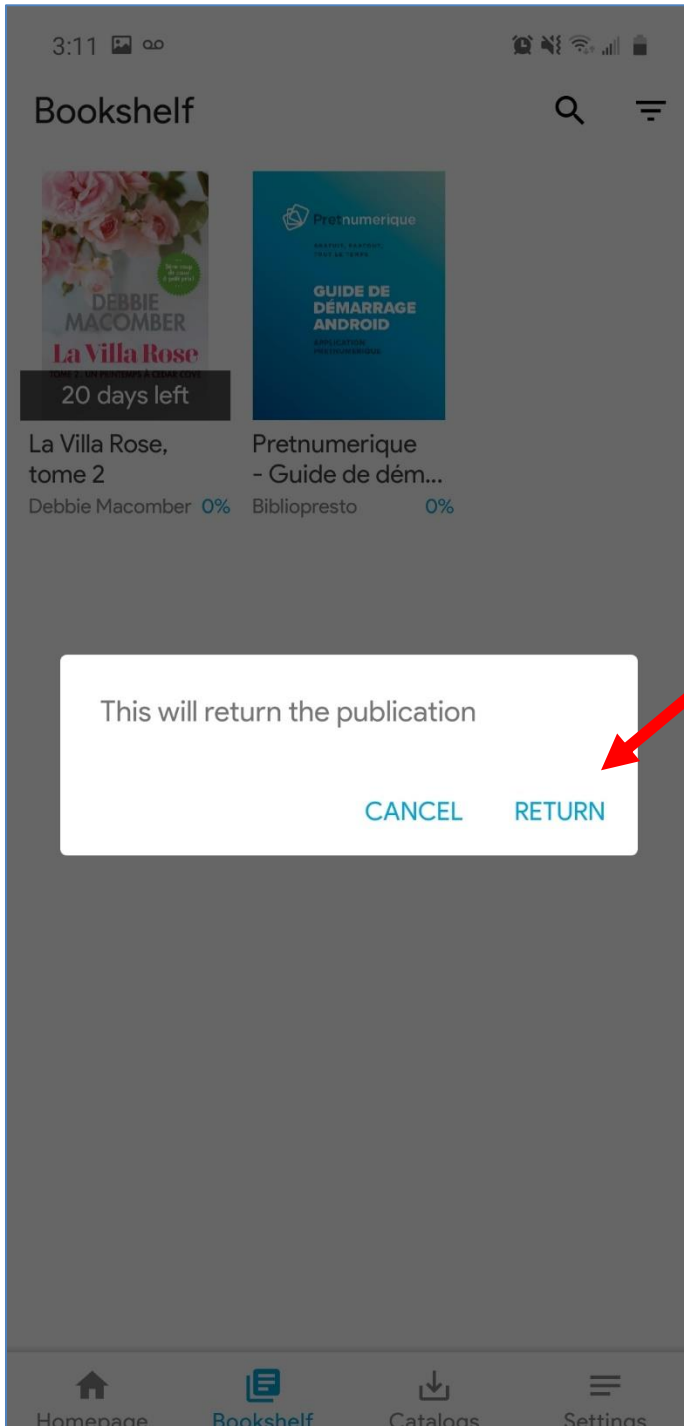
- 1) Press and hold on the title you wish to return from your **Bookshelf**:



2) Tap on **Return**:



3) A confirmation message will appear. Tap on **Return** to return the title:





4) Pretnumerique will quickly display a message confirming the return:

