

WEEKLY NEW BRUNSWICK INFLUENZA REPORT

Reporting period: August 30 to September 12 2015 (weeks 35 & 36)

Summary:

In New Brunswick, influenza activity remains at inter-seasonal levels.

New Brunswick:

- There have been no positive influenza detections during weeks 35 & 36.
- The ILI consultation rate was 0.0 consultations per 1,000 patients visits, for both weeks and was within the expected level for this time of year.
- No new influenza or ILI outbreaks were reported during weeks 35 & 36.

Canada:

- Overall, there is low influenza activity in Canada; however, influenza activity and detections are increasing in the Western provinces.
- There was only one hospitalization reported during the 2-week period.
- 14 laboratory detections of influenza were reported in week 36 and the percentage of laboratory tests positive for influenza was 1.2%.
- The national ILI consultation rate was 8.4 consultations per 1,000 patients' visits for week 36, the highest ILI rate was found in the 20-64 age group.
- No new outbreaks of influenza were reported.
- Antigenic characterization: NML has not yet conducted antigenic characterization of influenza viruses collected during the 2015-2016 season.

International:

- Globally, influenza activity continued in the Southern Hemisphere, with overall slightly decreased activity in Oceania, further decreases in temperate South America and low activity in South Africa.
- Human infection with Avian Influenza: As of September 18 2015, a total of 678 laboratory-confirmed cases of human infection with an avian influenza A (H7N9) virus were reported in China (as well as in Taiwan, Hong Kong and Malaysia) including 275 deaths. The majority of cases have presented with severe acute illness, rapidly progressing to severe pneumonia. Most human cases have reported a history of exposure to poultry or live bird markets. There is currently no evidence of sustained human-to-human transmission of H7N9.
- Other Respiratory Viruses:
 - MERS-CoV: From September 2012 to September 18 2015, 1,569 laboratory-confirmed cases of MERS-CoV have been reported from 26 countries. All cases have either occurred in the Middle East or have a direct link to a primary case infected in the Middle East. Among the 1,569 cases, 554 were fatal. A recent number of cases have been associated with a hospital outbreak in the Riyadh Region. An outbreak in the Republic of Korea and has resulted in 186 cases including 36 deaths. No new cases have been reported in Korea since July 4, 2015. This outbreak represents the largest nosocomial outbreak outside the Middle East.

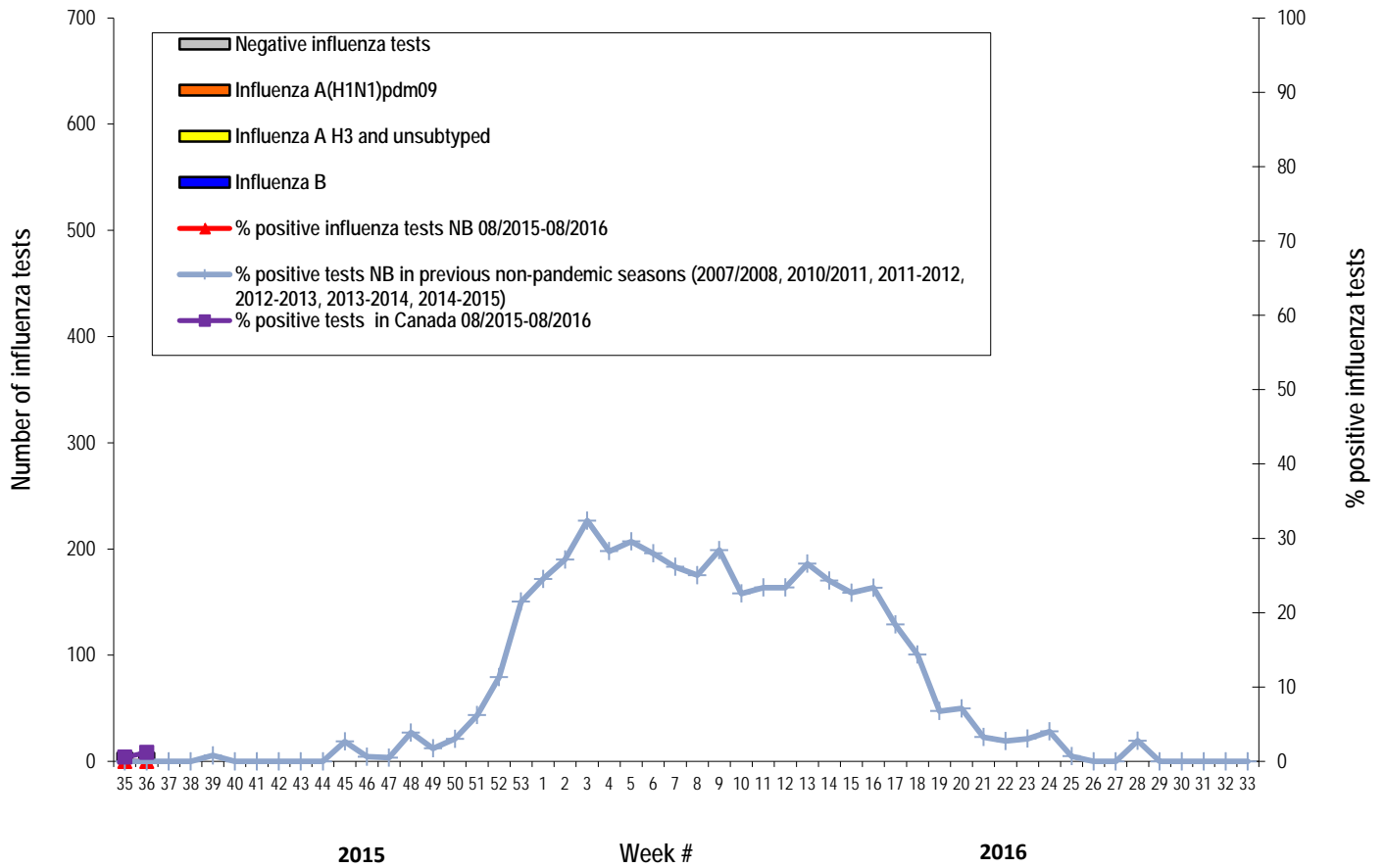
Note: This is the first report of the 2015-2016 influenza season. Bi-weekly reports will continue until October 9, 2015.

1) Influenza Laboratory Data¹

- Influenza activity remains at inter-seasonal levels.
- No influenza detections were reported during weeks 35 & 36.
- Since the beginning of the season, no positive influenza detections were reported.

¹ Surveillance specimens are submitted by recruited New Brunswick Sentinel Practitioner Influenza Network (NB SPIN) practitioners, which are comprised of sites in Emergency Rooms, in Family Practice, in First Nations communities, in Nursing Home, in Universities and in Community Health Centers. Diagnostic specimens are submitted by physicians in the community/hospital setting. Influenza laboratory data is comprised of results from surveillance and diagnostic specimens. All laboratory specimens are tested using a real-time PCR assay, which is a rapid detection method designed for detection of all known variants of influenza A and B. All laboratory-confirmed cases are reported for the week when laboratory confirmation was received.

Graph 1: Number and percent of positive influenza specimens in New Brunswick by week, up to September 12 2015 (data source: G. Dumont Lab results)



Note: Most of the Influenza A untyped specimens are of the predominant strain.

Table 1: Positive influenza test results by Health Region, in New Brunswick for reporting week, cumulative current and previous seasons.
(data source: G. Dumont lab results up to September 12 2015)

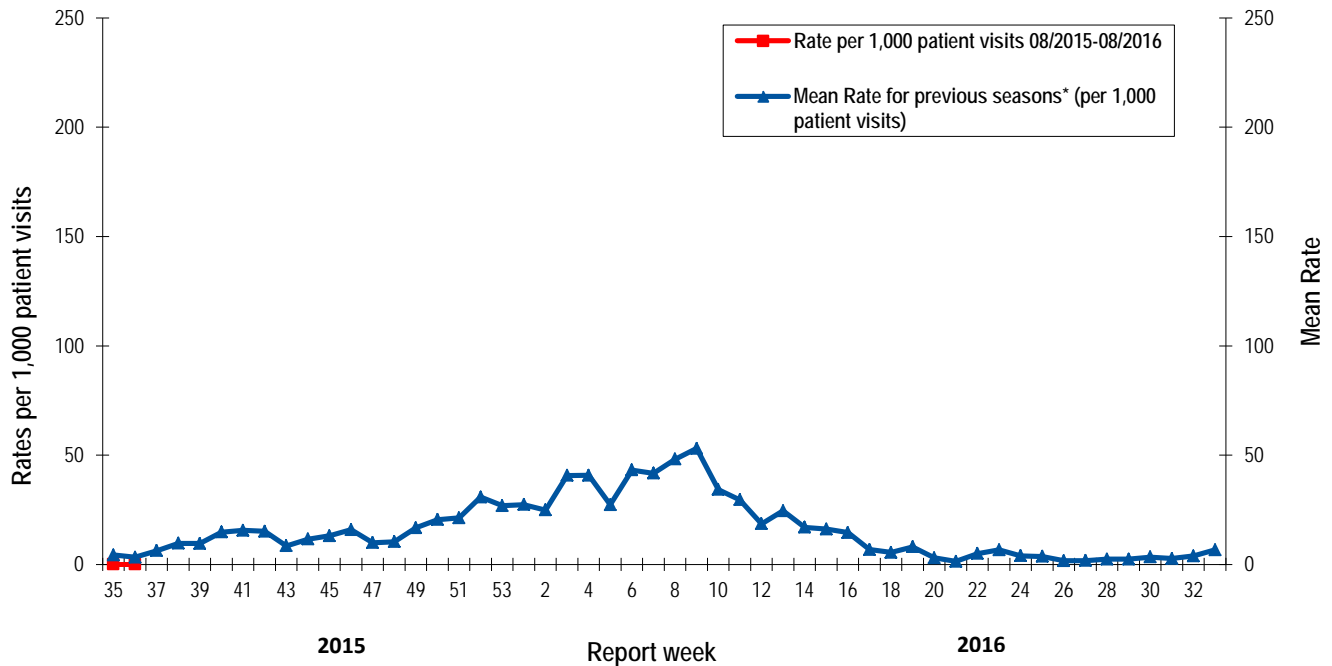
Region	Reporting period: Aug./30/2015–Sep./12/2015						Cumulative: (2015/2016 season) Aug./30/2015 –Sep./12/2015					Cumulative: (2014/2015 season) Aug./24/2014 – Aug./29/2015				
	Activity level ²	A				B	A				B	A				B
		A(H3)	(H1N1) pdm09	Unsubtyped / Other	A Total	Total	A(H3)	(H1N1) pdm09	Unsubtyped / Other	A Total	Total	(H3)	(H1N1) pdm09	Unsubtyped / Other	A Total	Total
Region 1	No activity	0	0	0	0	0	0	0	0	0	0	88	0	353	441	280
Region 2	No activity	0	0	0	0	0	0	0	0	0	0	19	0	69	88	58
Region 3	No activity	0	0	0	0	0	0	0	0	0	0	19	0	69	88	55
Region 4	No activity	0	0	0	0	0	0	0	0	0	0	56	0	31	87	27
Region 5	No activity	0	0	0	0	0	0	0	0	0	0	8	0	14	22	2
Region 6	No activity	0	0	0	0	0	0	0	0	0	0	81	0	95	176	29
Region 7	No activity	0	0	0	0	0	0	0	0	0	0	12	0	24	36	19
Total NB		0	0	0	0	0	0	0	0	0	0	283	0	655	938	470

² Influenza activity level definition is available on the PHAC FluWatch website: <http://healthycanadians.gc.ca/diseases-conditions-maladies-affections/disease-maladie/flu-grippe/surveillance/season-definitions-saison-eng.php#/>

2) ILI Consultation Rates³

- During weeks 35 & 36, the ILI consultation rate was 0.0 consultations per 1,000 patients visits, for both weeks, and was within the expected level for this time of year.
- During weeks 35 & 36, the sentinel response rate was 31% and 38%, respectively, for both the FluWatch sentinel physicians and the NB SPIN practitioners.

Graph 2: ILI Consultation Rates in New Brunswick, by report week, season 2015/16 compared to previous seasons*



* The mean rate was based on data from the 1996/97 to 2014/2015 seasons and excludes the Pandemic season (2009-2010).

3) ILI and Laboratory-Confirmed Outbreak Data

Table 2: ILI activity/outbreaks in New Brunswick nursing homes and schools for the reporting week, current and previous seasons.

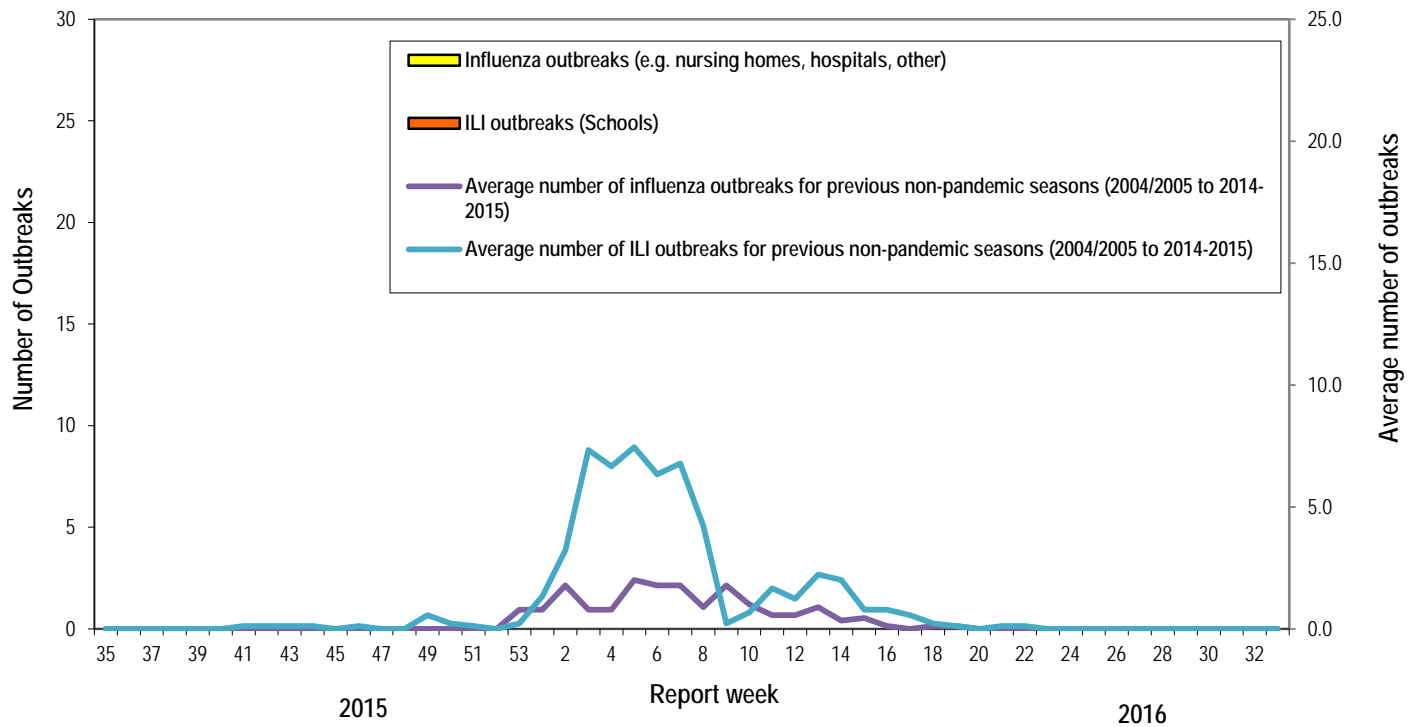
	Reporting period: Aug./30/2015–Sep./12/2015			Cumulative # of outbreaks season 2015-2016	Cumulative # of outbreaks season 2014-2015
	Lab-confirmed outbreaks in Nursing homes*	ILI school outbreaks**	Lab-confirmed outbreaks in Other settings*		
Region 1	0 out of 13	0 out of 74	0	0	14
Region 2	0 out of 15	0 out of 81	0	0	15
Region 3	0 out of 14	0 out of 95	0	0	12
Region 4	0 out of 6	0 out of 22	0	0	6
Region 5	0 out of 2	0 out of 18	0	0	4
Region 6	0 out of 9	0 out of 35	0	0	5
Region 7	0 out of 4	0 out of 27	0	0	8
Total NB	0 out of 63	0 out of 352	0	0	64

*Two or more ILI cases within a seven day period, including at least one laboratory-confirmed case of influenza. Outbreaks are reported in the week when laboratory confirmation is received.

**Schools reporting greater than 10% absenteeism which is likely due to ILI.

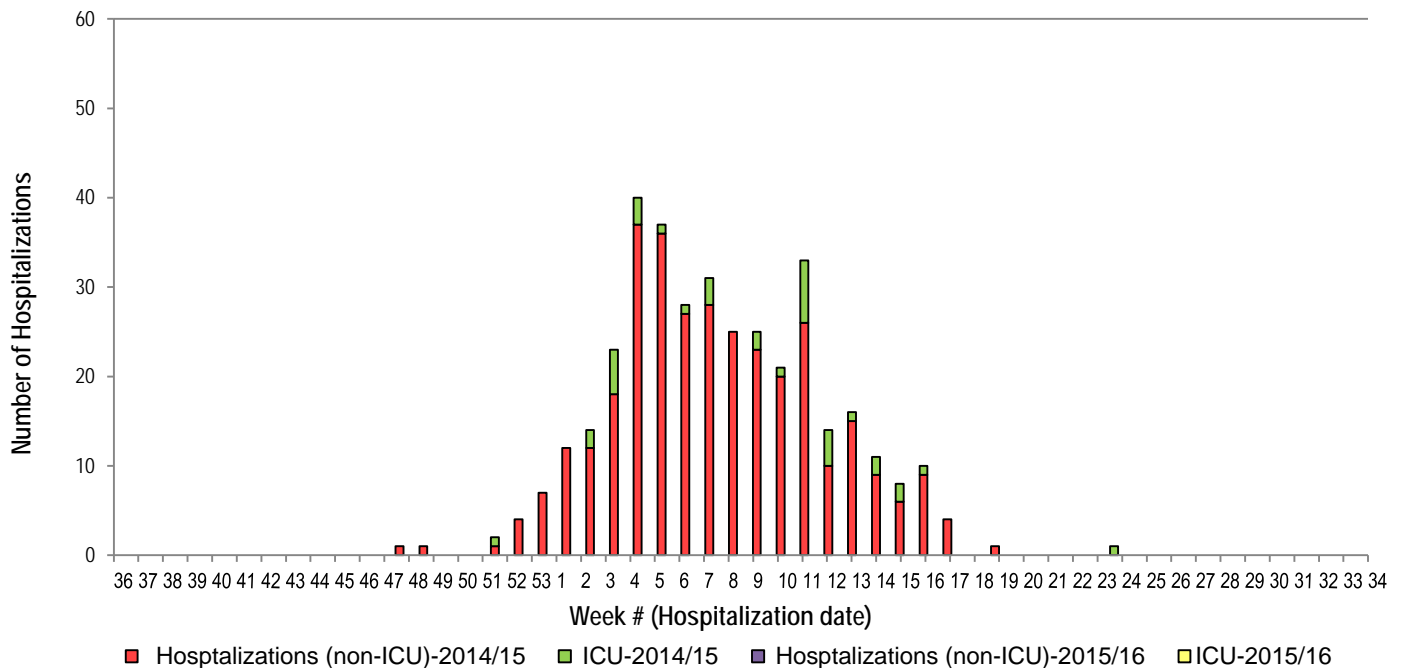
³ A total of 29 practitioner sites (17 FluWatch sentinel physicians and 12 NB SPIN sites) are recruited this season to report the number of ILI patients and total patient consultations one day during a reporting week.

Graph 3: Number of Influenza Outbreaks (nursing homes, hospitals, other)⁴ and ILI Outbreaks (schools)⁵ reported to Public Health in New Brunswick, by report week, season 2015/16.



4) Influenza associated Hospitalization⁴ and Death⁵ Surveillance⁶

Graph 4: Influenza associated Hospitalizations and ICU admissions in New Brunswick, by week of hospitalization for current and past season.*



*Those who had been hospitalized 15 days or more prior to laboratory confirmation date were excluded from the graph

** Twenty-six deaths were reported during season 2014-2015.

⁴ Hospitalizations (including ICU admissions) are influenza associated; they may or may not be due to influenza.

⁵ Deaths are influenza associated; influenza may not be the direct cause of death.

⁶ In early January 2014, the Office of the Chief Medical Officer of Health implemented a new provincial surveillance system in collaboration with the Regional Health Authorities to monitor influenza-associated hospitalizations, intensive care unit admissions and deaths.

National Flu Watch Program - Additional information on influenza activity in Canada and around the world is available on the Public Health Agency of Canada's website at: <http://www.phac-aspc.gc.ca/fluwatch/>

Other Links:

World: http://www.who.int/influenza/surveillance_monitoring/updates/latest_update_GIP_surveillance/en/index.html

Europe: http://www.ecdc.europa.eu/en/healthtopics/seasonal_influenza/epidemiological_data/Pages/Weekly_Influenza_Surveillance_Overview.aspx

PAHO: http://new.paho.org/hq/index.php?option=com_content&task=blogcategory&id=805&Itemid=569

Australia: <http://www.health.gov.au/internet/main/publishing.nsf/Content/cda-surveil-ozflu-flucurr.htm>

New Zealand: http://www.surv.esr.cri.nz/virology/influenza_weekly_update.php

Argentina: : <http://www.msal.gov.ar/>

South Africa: <http://www.nicd.ac.za/>

US: www.cdc.gov/flu/weekly/

Prepared by the Communicable Disease Control Unit
Office of the Chief Medical Officer of Health, Tel: (506) 444-3044