

WEEKLY NEW BRUNSWICK INFLUENZA REPORT

Reporting period: August 28-October 1, 2022 (weeks 35-39)

Summary

In New Brunswick, influenza activity remains at inter-seasonal levels

New Brunswick:

- There has been 1 positive influenza case in weeks 35 to 39. Since the beginning of the season, 1 case has been reported, an influenza A virus (unsubtyped).
- There has been no new influenza associated hospitalizations during weeks 35 to 39. Since the beginning of the season, no hospitalizations have been reported and no deaths.
- The ILI consultation rate was 0.0 per 1,000 patients visits for weeks 35, 38 & 39 and was 15.0 & 16.8 per 1,000 visits for week 36 and 37 respectively. The ILI rate was within the expected levels for this time of year for week 35, 38 & 39 but was higher than expected levels for weeks 36 & 37.
- No new influenza/ILI outbreaks have been reported in weeks 35 to 39.

Canada:

- At the national level, influenza activity is low and remains at interseasonal levels.
- In weeks 35 to 39, a total of 254 laboratory detections (235 influenza A and 19 influenza B) were reported. Among detections with detailed age information, 41% were in children and teenagers (ages 0 to 19 years).
- The percentage of FluWatchers reporting fever and cough was 2.3% in week 39 and has been trending upwards since week 35.

International:

Seasonal influenza:

Countries are recommended to monitor the co-circulation of influenza and SARS-CoV-2 viruses. They are encouraged to enhance integrated surveillance and step-up their influenza vaccination campaign to prevent severe disease and hospitalizations associated with influenza. Globally, influenza activity remained low with influenza A(H3N2) viruses predominately detected. In the temperate zones of the southern hemisphere, overall influenza activity appeared to further decrease this reporting period, except in South Africa where activity increased. In Oceania, influenza detections of primarily influenza A(H3N2) and influenza-like activity (ILI) activity were at low levels overall. In Southern Africa, there was an increase in influenza activity with mainly influenza B viruses reported. In temperate South America, influenza activity remained low. Influenza A(H3N2) viruses predominated among subtyped viruses. In the Caribbean and Central American countries, low influenza activity was reported with influenza A(H3N2) most frequently detected. In the tropical countries of South America, influenza detections were low and A(H3N2) detections predominated. In tropical Africa, influenza activity remained low with influenza A(H3N2) viruses predominant among the reported detections. In Southern Asia, influenza detections were predominantly A(H1N1)pdm09 viruses, with influenza A(H3N2) and influenza B viruses also reported. In South-East Asia, influenza activity decreased a little, with influenza A(H3N2) viruses predominant. In the countries of North America, influenza activity remained at inter-seasonal levels as typically observed at this time of year. Influenza A(H3N2) was predominant among the few subtyped viruses. In Europe, overall influenza activity remained at inter-seasonal levels with influenza A(H3N2) detections increasing in a few countries. In Central Asia, no influenza detections were reported. In Northern Africa, no influenza detections were reported. In East Asia, influenza activity of predominantly influenza A(H3N2) continued to decrease in China. Elsewhere, influenza illness indicators and activity were low. In Western Asia, detections of influenza slightly increased in some countries of the Arab Peninsula.

Emerging Respiratory Viruses:

- COVID-19: On December 31, 2019, a cluster of cases of pneumonia was reported in Wuhan, China, and the cause was confirmed as a new coronavirus that had not previously been identified in humans (COVID-19). As of October 7, 2022, 4,270,891 cases of COVID-19 infection in Canada have been identified with 45,394 deaths. Seventy-eight thousand and fifty-six cases have been identified in New Brunswick with 490 deaths. As of October 10, the WHO reported globally 618 521 620 confirmed cases and 6 534 725 deaths.

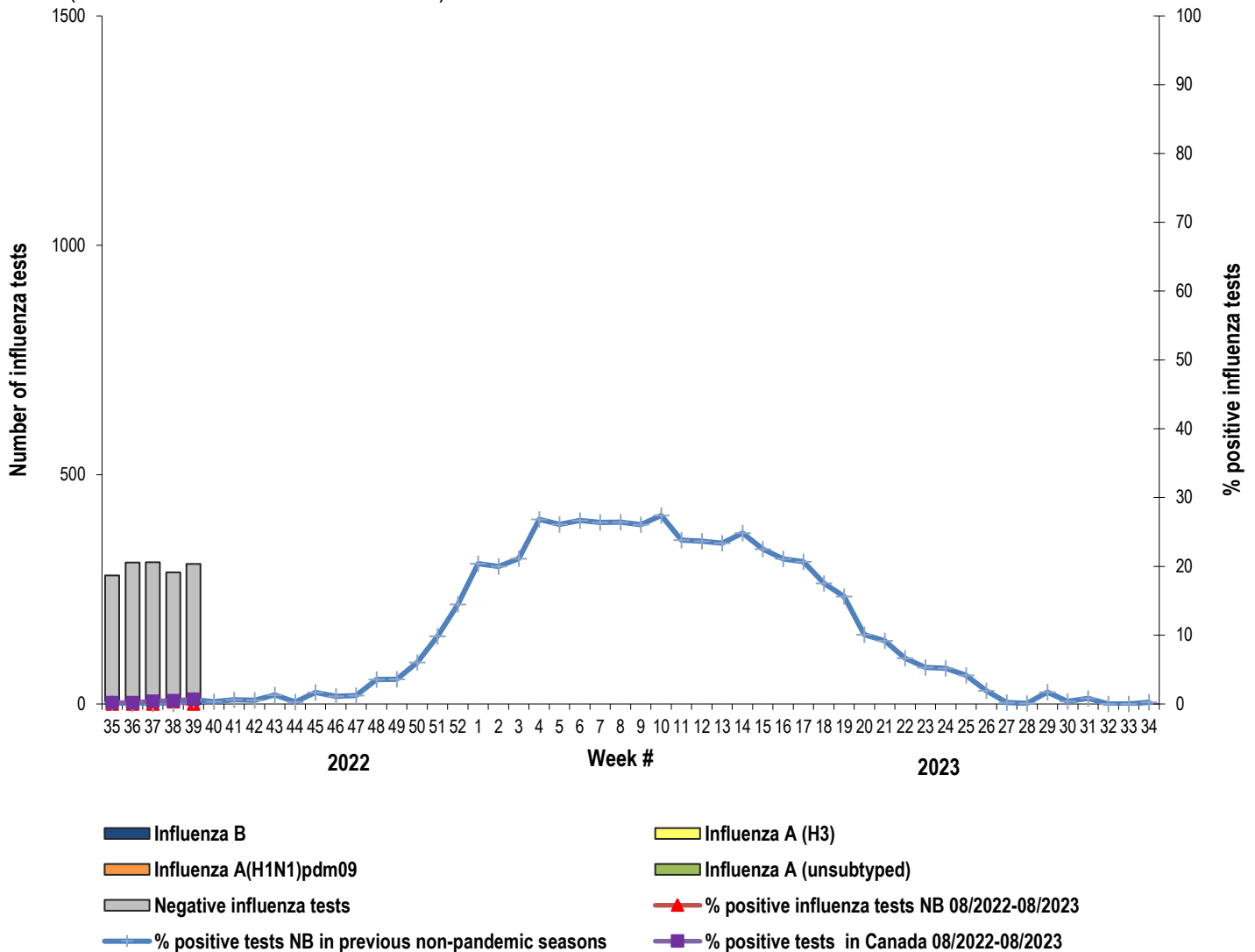
For more timely updates, please visit the following websites:

- WHO: <https://www.who.int/emergencies/diseases/novel-coronavirus-2019>
- PHAC: <https://www.canada.ca/en/public-health/services/diseases/2019-novel-coronavirus-infection.html>
- NB : https://www2.gnb.ca/content/gnb/en/departments/ocmoh/cdc/content/respiratory_diseases/coronavirus.html
- MERS CoV:
 - WHO: [WHO EMRO | MERS outbreaks | MERS-CoV | Health topics](#)
 - CDC: <http://www.cdc.gov/coronavirus/mers/>
- Avian Influenza:
 - WHO: [WHO EMRO | Avian influenza | Avian influenza | Health topics](#)

1) Influenza Laboratory Data¹

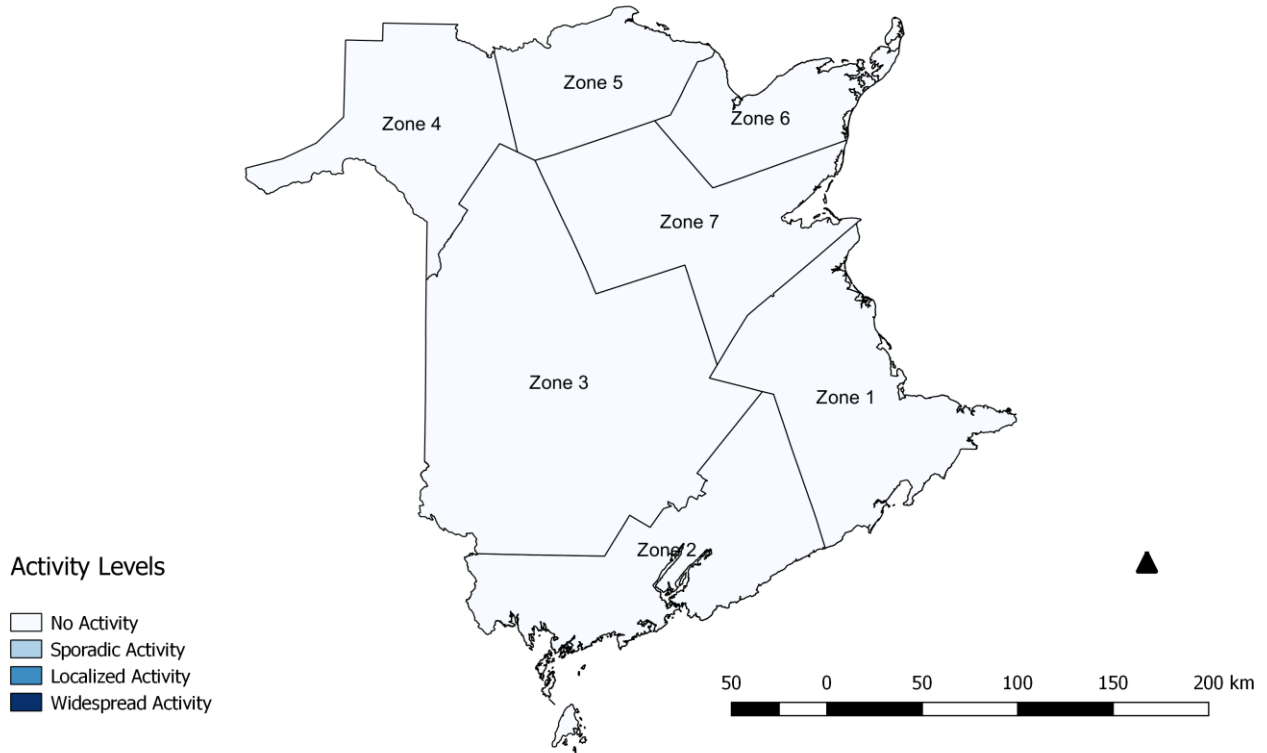
- Influenza activity remains at inter-seasonal levels.
- One influenza case was reported during weeks 35 to 39: an influenza A (unsubtyped) virus.
- Since the beginning of the season, 1 case have been reported, an influenza A (unsubtyped) virus.

Graph 1: Number and percent of positive influenza specimens in New Brunswick by week, up to October 1, 2022 (data source: G. Dumont Lab results)



¹ Surveillance specimens are submitted by recruited New Brunswick Sentinel Practitioner Influenza Network (NB SPIN) practitioners, which are comprised of sites in Emergency Rooms, in Family Practice, in First Nations communities, in Nursing Home, in Universities and in Community Health Centers. Diagnostic specimens are submitted by physicians in the community/hospital setting. Influenza laboratory data is comprised of results from surveillance and diagnostic specimens. All laboratory specimens are tested using a real-time PCR assay, which is a rapid detection method designed for detection of all known variants of influenza A and B. All laboratory-confirmed cases are reported for the week when laboratory confirmation was received.

Figure 2: Influenza/ILI activity levels² by Health Zones, in New Brunswick, for week 39, season 2022/2023.



² No activity is defined as no laboratory-confirmed influenza detections in the reporting week, however, sporadically occurring ILI may be reported.

Sporadic activity is defined as sporadically occurring ILI and lab confirmed influenza detection(s) with no outbreaks detected within the influenza surveillance region.

Localized activity is defined as evidence of increased ILI with lab confirmed influenza detection(s) and outbreaks in schools, hospitals, residential institutions and/or other types of facilities occurring in less than 50% of the influenza surveillance region.

Widespread activity is defined as evidence of increased ILI with lab confirmed influenza detection(s) and outbreaks in schools, hospitals, residential institutions and/or other types of facilities occurring in greater than or equal to 50% of the influenza surveillance region.

Table 1: Positive influenza cases³ by Health Region, in New Brunswick for reporting week, cumulative current and season 2019-2020.
(data source: G. Dumont lab results up to October 1, 2022)

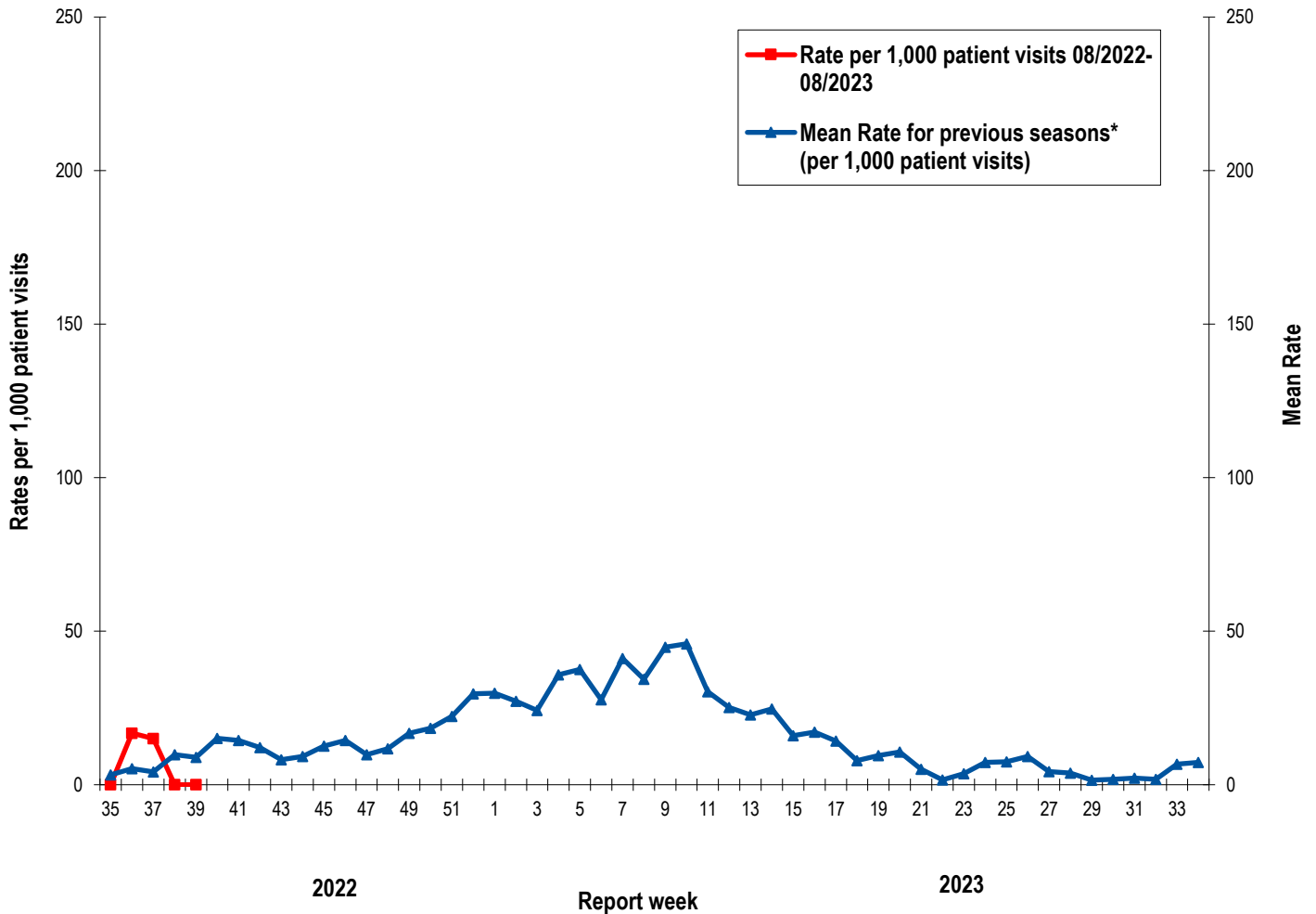
Zone	Reporting period: August/28/2022–October/01/2022						Cumulative: (2022/2023 season) Aug./28/2022 –October/01/2022						Cumulative: (2021/2022 season) Aug./29/2021 –Aug./27/2022					
	A				B	A & B co- infection	A				B	A & B co- infection	A				B	A & B co- infection
	A(H3)	(H1N1) pdm09	Unsubty ped/ Other	A Total	Total	Total	A(H3)	(H1N1) pdm09	Unsubty ped/ Other	A Total	Total	Total	(H3)	(H1N1) pdm09	Unsubty ped/ Other	A Total	Total	Total
Zone 1	0	0	1	1	0	0	0	1	1	0	0	124	0	115	239	0	0	
Zone 2	0	0	0	0	0	0	0	0	0	0	0	11	0	60	71	0	0	
Zone 3	0	0	0	0	0	0	0	0	0	0	0	33	0	55	88	1	0	
Zone 4	0	0	0	0	0	0	0	0	0	0	0	4	0	10	14	0	0	
Zone 5	0	0	0	0	0	0	0	0	0	0	0	1	0	7	8	0	0	
Zone 6	0	0	0	0	0	0	0	0	0	0	0	5	0	13	18	0	0	
Zone 7	0	0	0	0	0	0	0	0	0	0	0	1	0	2	3	0	0	
Total NB	0	0	1	1	0	0	0	1	1	0	0	179	0	262	441	1	0	

³ A small proportion of specimens tested using Rapid Tests are not included in the total number of cases.

2) ILI Consultation Rates⁴

- The ILI consultation rate was 0.0 per 1,000 patients visits for weeks 35, 38 & 39 and was 15.0 & 16.8 per 1,000 visits for week 36 and 37 respectively. The ILI rate was within the expected levels for this time of year for week 35, 38 & 39 but was higher than expected levels for weeks 36 & 37.
- During week 35 to 39, the sentinel response rate was between 17% and 22% for both the FluWatch sentinel physicians and the NB SPIN practitioners.

Graph 2: ILI Consultation Rates in New Brunswick, by report week, season 2022/23 compared to previous seasons*



* The mean rate was based on data from the 1996/97 to 2021/2022 seasons and excludes the Pandemic season (2009/10, 2020/21).

⁴ A total of 23 practitioner sites (14 FluWatch sentinel physicians and 9 NB SPIN sites) are recruited this season to report the number of ILI patients and total patient consultations one day during a reporting week.

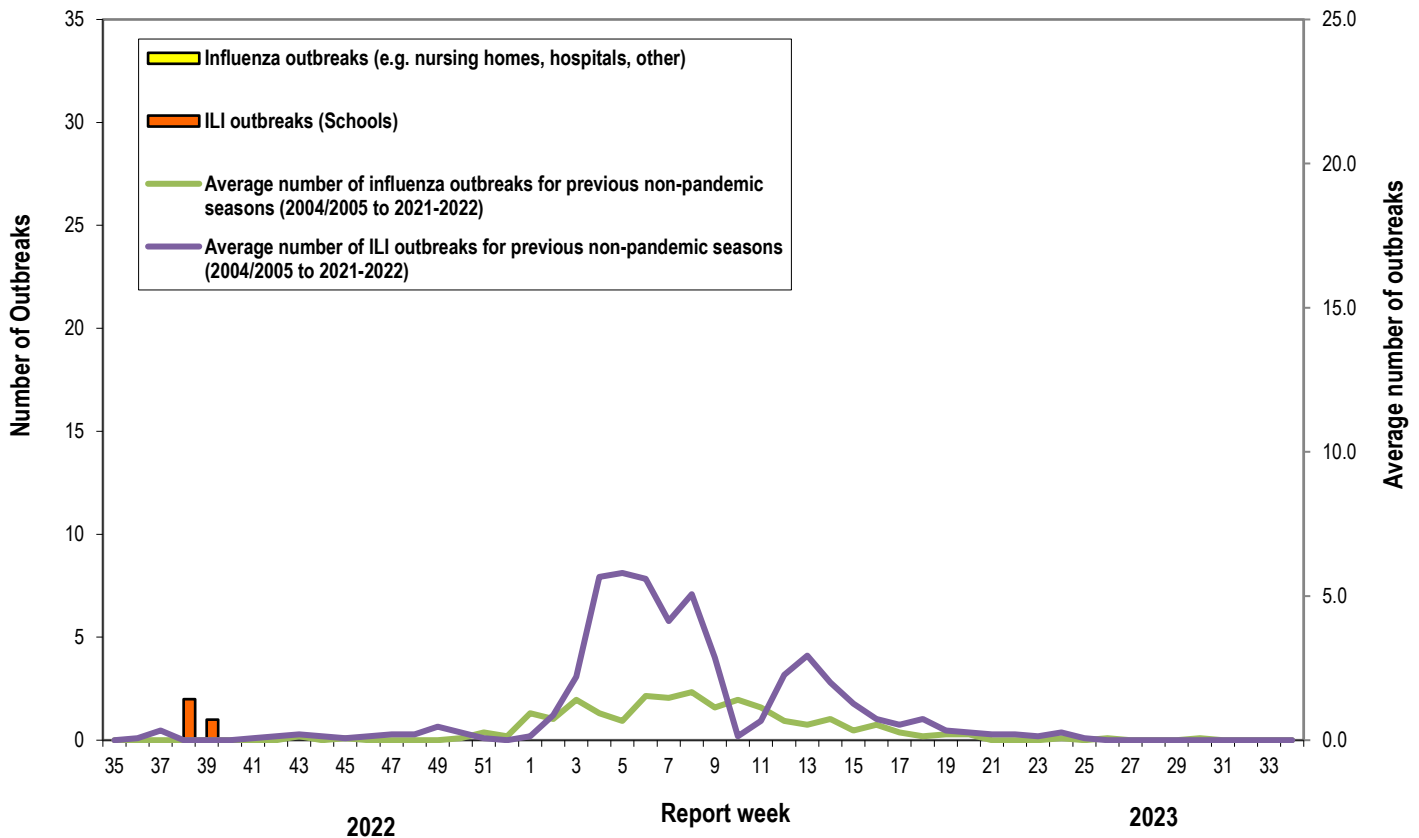
3) ILI and Laboratory-Confirmed Outbreak Data

Table 2: New ILI activity/outbreaks in New Brunswick nursing homes and schools* for the reporting week and current season.

	Reporting period: August/28/2022 to October/01/2022			Cumulative # of outbreaks season 2022-2023*
	Lab-confirmed outbreaks in Nursing homes ⁵	ILI school outbreaks ⁶ *	Lab-confirmed outbreaks in Other settings ⁴	
Zone 1	0 out of 15	1 out of 74	0	1
Zone 2	0 out of 16	2 out of 81	0	2
Zone 3	0 out of 16	0 out of 95	0	0
Zone 4	0 out of 5	0 out of 22	0	0
Zone 5	0 out of 2	0 out of 18	0	0
Zone 6	0 out of 9	0 out of 35	0	0
Zone 7	0 out of 5	0 out of 27	0	0
Total NB	0 out of 68	3 out of 352	0	3*

*During this influenza season, 2022-2023, the number of ILI outbreaks in school (based on greater than 10% absenteeism in school due to ILI symptoms, which for many schools cannot be determined) might be misrepresented due to the ongoing circulation of COVID-19, since distinction between influenza-like-illness and COVID-like illness is not always evident. Therefore, the number of ILI outbreaks in schools should be interpreted with caution.

Graph 3: Number of Influenza Outbreaks (nursing homes, hospitals, other)⁴ and ILI Outbreaks (schools)⁵ reported to Public Health in New Brunswick, by report week, season 2022/23.

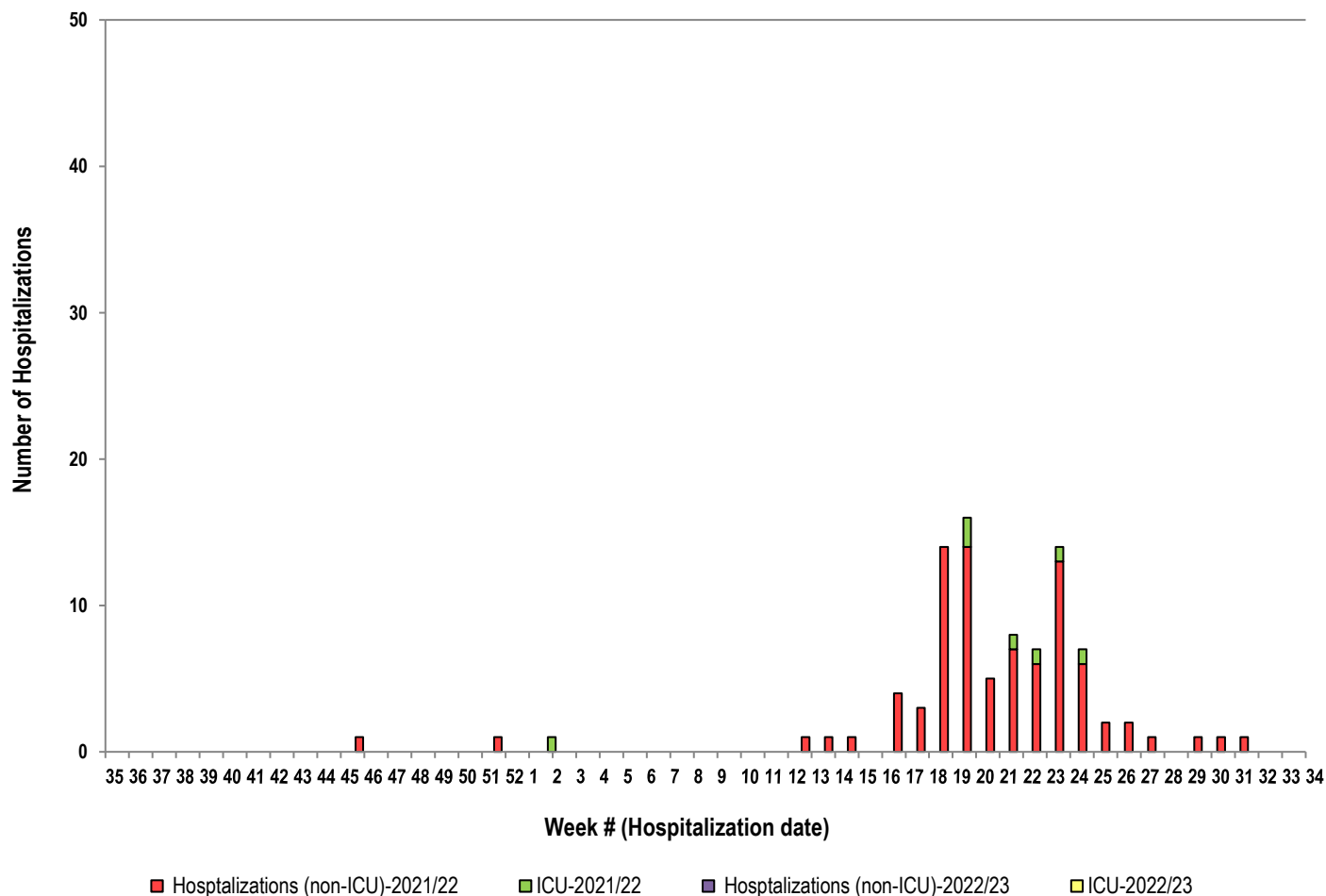


⁵ Two or more ILI cases within a seven-day period, including at least one laboratory-confirmed case of influenza. Outbreaks are reported in the week when laboratory confirmation is received.

⁶ Schools reporting greater than 10% absenteeism which is likely due to ILI.

4) Influenza associated Hospitalization⁷ and Death⁸ Surveillance⁹

Graph 4: Influenza associated Hospitalizations and ICU admissions in New Brunswick, by week of hospitalization for current and past season (2022-2023).*



*No deaths have been reported so far in season 2022-2023.

National Flu Watch Program - Additional information on influenza activity in Canada and around the world is available on the Public Health Agency of Canada's website at: <http://www.phac-aspc.gc.ca/fluwatch/>

Other Links:

World: <https://www.who.int/teams/global-influenza-programme/surveillance-and-monitoring/influenza-updates>

Europe: http://www.ecdc.europa.eu/en/healthtopics/seasonal_influenza/epidemiological_data/Pages/Weekly_Influenza_Surveillance_Overview.aspx

PAHO: http://new.paho.org/hq/index.php?option=com_content&task=blogcategory&id=805&Itemid=569

Australia: <http://www.health.gov.au/internet/main/publishing.nsf/Content/cda-surveil-ozflu-flucurr.htm>

New Zealand: http://www.surv.esr.cri.nz/virology/influenza_weekly_update.php

Argentina: <http://www.msal.gov.ar/>

South Africa: <http://www.nicd.ac.za/>

US: www.cdc.gov/flu/weekly/

Prepared by the Communicable Disease Control Unit, Office of the Chief Medical Officer of Health, Tel: (506) 444-3044

⁷ Hospitalizations (including ICU admissions) are influenza associated; they may or may not be due to influenza.

⁸ Deaths are influenza associated; influenza may not be the direct cause of death.

⁹ In early January 2014, the Office of the Chief Medical Officer of Health implemented a new provincial surveillance system in collaboration with the Regional Health Authorities to monitor influenza-associated hospitalizations, intensive care unit admissions and deaths. A standardized Enhanced Surveillance Form is used to collect data on hospitalizations.