

Week 3: Practice English at Home





Grades 9-12




Beginner (A1/A2) Level of English Language

Reading and Viewing



Read the following two paragraphs called “**Physical Distancing**”. Find three new words.

Physical distancing is something that all New Brunswickers are doing right now to stay  safe and  healthy. People around the world are doing it, too. What does physical distancing look like? We are staying home as much as possible. We are not hugging  or shaking hands. 

We are talking to friends and family  online. We are working from home. Physical distancing is not easy, but we have to do it to stop  more people from getting  sick.

Use your **Learning English** notebook.

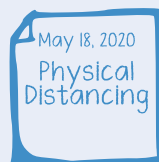


Write today’s date.

Write the title “**Physical Distancing**”.

Complete these sentences in your notebook:

1. Today, I read a paragraph called “_____”.
2. This article is about _____.
3. I learned that _____.
4. I also learned that _____.



Writing and Representing



Open your **New Words** notebook.



Draw three new boxes in the notebook.

Word:	
What it means:	In my language:
Picture:	Sentence:

Fill in the boxes with three new words.

Speaking and Listening



Talk with your family in English:

- Tell them about your day or your weekend.
- Tell them something you learned from the articles today.



Monday

Reading and Viewing



Read for 15 minutes.

Read a book that is in your home, a newspaper article, or something on the Internet.

Open your **New Words** notebook.



Draw three new boxes in the notebook.


Word:	
What it means:	In my language:
Picture:	Sentence:

Fill in the boxes with three new words.

Writing and Representing



Look at this picture:



Use your **Learning English** notebook.



Write today's date.

Write three sentences about the picture.

Complete these sentences if you need help:

1. This picture makes me feel _____.
2. I think the man in the picture feels _____.
3. I think this because _____.

Speaking and Listening



Talk to a family member.

Practice using **questions** and **answers** that people use to talk about themselves.

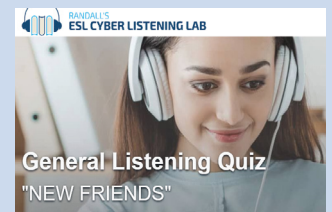
Here are some examples to use:

- "Hi, my name is _____."
- "What is your name?"
- "I am from _____, but I moved to _____ when I was _____ years old."
- "Where have you lived?"
- "I have lived in _____ and _____."
- "We moved because _____."



If you can, listen to the audio story "New Friends" at esl-lab.com/easy/new-friends/.

This story also uses some the same questions and answers.



Tuesday

Reading and Viewing



Watch a TV show or a movie in English.

Turn on and read the closed captions.



Listen for two new words.

Open your **New Words** notebook.



Draw two new boxes in the notebook.

Word:	
What it means:	In my language:
Picture:	Sentence:

Fill in the boxes with two new words.

Wednesday

Writing and Representing



Use your **Learning English** notebook.



Write today's date.

Write the title of the TV show or movie you watched today.

Draw a picture to show what happened in the TV show or movie you watched.

Write two sentences below the picture to explain what it shows.



Speaking and Listening



Record yourself on a **device** (phone, iPad, or computer).

Talk about the show or movie.



On camera:

1. Talk about the picture you drew. ("I drew _____")
2. Explain why you drew this. ("I drew this because _____")
3. Explain other things about the TV show or movie. ("The TV show (or movie) is called _____. I liked it because _____. I didn't like _____")

Watch the video.

You can also tell your family about the picture.



Reading and Viewing



Read the short story "I Like to Cook".

I like to cook.




Making food for my family and friends makes me feel helpful.



I cook lunch at my house every day.

My father cooks the other meals (breakfast and supper).



Some people use the word "dinner" for the meal at 5pm.

My favourite thing to cook for supper is biriyani.




Open your **New Words** notebook.



Draw new boxes in the notebook for words that you do not know from the article.

Word:	
What it means:	In my language:
Picture:	Sentence:

Fill in the boxes with words you do not know from the article.

If you have the Internet and a device  you can also [read this article about a teenager who can cook](http://tinyurl.com/teencook). (tinyurl.com/teencook).



Writing and Representing



Use your **Learning English** notebook.



Write today's date.

Write the title "Things I Can Cook".

Make a list of **five** things that you can cook.

Use the sentence:

1. I can cook _____.
2.
3.
4.
5.

Next, make a list of **three** foods you cannot cook.

Use the sentence:

1. I cannot cook _____.
2.
3.



Speaking and Listening



Talk with your family in English.

- Read them the list of things you know how to cook.
- Ask them what they like to cook ("What do you like to cook?")
- Ask them what they cannot cook ("What can't you cook?")

Cook something together!



Thursday


Reading and Viewing



Read a book in any language. Read for **at least** 15 minutes.

You can read a book that is in your home.

Or, you can read "[The Empty Pot](#)" on StorylineOnline.net. You will not understand all the words. This is OK. Use the pictures to help you to understand the story.



Open your **New Words** notebook.



Draw two new boxes in the notebook.

Word:	
What it means:	In my language:
Picture:	Sentence:

Fill in the box with two new words.

Friday

Writing and Representing



Use your **Learning English** notebook.



Write today's date.

Write the title of the book you read today.

Complete these sentences:

- Today, I read _____.
- This book is about _____.
- I _____ the book. (Fill in **liked** or **didn't like**).

Draw a picture of something that happened in the book.



Speaking and Listening



Talk with your family in English.

- Talk about the book you read.
- Read part of the book or story to your family, but do not read the end.
- Ask them to guess what happens at the end ("*What do you think happens at the end of the story?*")
- Then, read the rest of the book. Tell them if their guess was correct or incorrect!

