

Summary Statistics

School Year 2020-2021

Prepared by
Policy & Planning Division
Department of Education and
Early Childhood Development

March 2021



Summary Statistics

School Year 2020-2021

Prepared by
Policy & Planning Division
Department of Education and
Early Childhood Development
March 2021

Table of Contents

Summary	1
Number of Schools, Enrolment, Educators and Pupil/Educator Ratio, September 30, 2020 Table 1	3
<hr/>	
Schools	5
Schools by District and Level of Instruction, September 30, 2020 Table 2	7
Summary of Schools by Level and Language of Instruction, September 30, 2020 Table 3	7
<hr/>	
Enrolment	9
Enrolment by School District by Grade, September 30, 2020 Table 4	11
Enrolment by School District by Age, September 30, 2020 Table 6	12
Enrolment by Grade and Age, September 30, 2020 Table 7	13
Enrolment by School District and Language of Instruction, September 30, 2020 Table 8	14
Enrolment in French Immersion by School District by Grade, September 30, 2020 Table 9	15
<hr/>	
Classes	17
Number of Classes by School District and Grade: Kindergarten to Grade 8, September 30, 2020 Table 10	19
Number of French Immersion Classes by School District and Grade: Kindergarten to Grade 8, September 30, 2020 Table 10a	20
Number of English only Classes by School District and Grade: Kindergarten to Grade 8, September 30, 2020 Table 10b	21
Number of Combined Classes by School District and Grade Combination, September 30, 2020 Table 11	22
Number of French Immersion Combined Classes by School District and Grade Combination, September 30, 2020 Table 11a	23
Number of English only Combined Classes by School District and Grade Combination, September 30, 2020 Table 11b	24
Average Class Size by School District and Grade Level, September 30, 2020 Table 12	25

Educators, Professional and Non-Educational Support Staff	27
Full-Time Equivalent Educators by School District and Position, September 30, 2020 Table 13	29
Full-Time Equivalent Support Staff by Linguistic Sector and Position, September 30, 2020 Table 14	30
Graduates	31
Number of High School Graduates, School Year 2019-2020 Table 15	33
Selected Comparisons	37
Number of Schools by District and Year, September 30, 2008 to September 30, 2020 Table 16	39
Enrolment by School District and Year, September 30, 2010 to September 30, 2020 Table 17 . . .	40
Enrolment in French Immersion by School District and Year, September 30, 2010 to September 30, 2020 Table 17a	41
Enrolment by Grade and Year, September 30, 2002 to September 30, 2020 Table 18	42
Enrolment in French Immersion by Grade and Year, September 30, 2006 to September 30, 2020 Table 18a	45
Combined Classes by School District and Year, September 30, 2010 to September 30, 2020 Table 19	46
Educators and Pupil/Educator Ratio by School District and Year, September 30, 2013 to September 30, 2020 Table 20	47
Statistical Information by School	49
Enrolment and School Level Educators, September 30, 2020 Table 21	51
Enrolment by School by Grade, September 30, 2020 Table 22	60
Enrolment in French Immersion by School by Grade, September 30, 2020 Table 23	69
Dropouts	75
Dropouts and Enrolment by School District for Grades 7 - 12, September 30, 2018 to September 30, 2019 Table 24	77

Summary

Table 7. Effectiveness Index (E) of Various Pests of 14 years, as of September 2002

Pest	Year													
	1988	1989	1990	1991	1992	1993	1994	1995	1996	1997	1998	1999	2000	2001
1. <i>Spodoptera frugiperda</i>	0.85	0.78	0.92	0.88	0.95	0.82	0.91	0.87	0.93	0.89	0.94	0.86	0.90	0.88
2. <i>Heliothis virescens</i>	0.72	0.65	0.78	0.74	0.81	0.69	0.76	0.73	0.79	0.75	0.80	0.72	0.77	0.74
3. <i>Trichoplusia ni</i>	0.61	0.54	0.67	0.63	0.70	0.58	0.65	0.62	0.68	0.64	0.69	0.61	0.66	0.63
4. <i>Mamestra configurata</i>	0.53	0.46	0.59	0.55	0.62	0.50	0.57	0.54	0.60	0.56	0.61	0.53	0.58	0.55
5. <i>Anticarsia gemmatilis</i>	0.45	0.38	0.51	0.47	0.54	0.42	0.49	0.46	0.52	0.48	0.53	0.45	0.50	0.47
6. <i>Choristoneura rosaceana</i>	0.37	0.30	0.43	0.39	0.46	0.34	0.41	0.38	0.44	0.40	0.45	0.37	0.42	0.39
7. <i>Plutella maculipennis</i>	0.29	0.22	0.35	0.31	0.38	0.26	0.33	0.30	0.36	0.32	0.37	0.29	0.34	0.31
8. <i>Agrotis ypsilon</i>	0.21	0.14	0.27	0.23	0.30	0.18	0.25	0.22	0.28	0.24	0.29	0.21	0.26	0.23
9. <i>Prodenia ornithogalli</i>	0.13	0.06	0.19	0.15	0.22	0.10	0.17	0.14	0.20	0.16	0.21	0.13	0.18	0.15
10. <i>Diachasma rosae</i>	0.05	0.02	0.09	0.05	0.12	0.04	0.07	0.04	0.10	0.06	0.11	0.05	0.08	0.05

Table 8. Distribution by School District, Age and Gender, September 20, 2002

School District	Age		Gender	
	11-12	13-14	Male	Female
1. <i>Spodoptera frugiperda</i>	1,497	1,466	1,210	51.2
2. <i>Heliothis virescens</i>	52.1	50.0	51.2	48.8
3. <i>Trichoplusia ni</i>	1,379	1,468	1,153	48.8
4. <i>Mamestra configurata</i>	47.9	50.0	48.8	51.2
5. <i>Anticarsia gemmatilis</i>	4,914	4,950	4,003	48.8
6. <i>Choristoneura rosaceana</i>	51.9	51.3	51.2	48.8
7. <i>Plutella maculipennis</i>	4,561	4,699	3,803	48.8
8. <i>Agrotis ypsilon</i>	48.7	48.1	48.7	48.8

Table 9. Summary of Pests of 14 years, as of September 2002

Pest	Year													
	1988	1989	1990	1991	1992	1993	1994	1995	1996	1997	1998	1999	2000	2001
1. <i>Spodoptera frugiperda</i>	3,290	3,387	3,417	3,484	2,793	94	65	5	5	5	5	5	5	5
2. <i>Heliothis virescens</i>	51.6	51.8	51.9	51.3	51.3	2,656	48.7	48.2	48.1	48.7	48.7	48.7	48.7	48.7
3. <i>Trichoplusia ni</i>	13	14	15	16	17	18	18	18	18	18	18	18	18	18
4. <i>Mamestra configurata</i>	264	289	287	275	207	50	89	47	113	42	82	113	42	82
5. <i>Anticarsia gemmatilis</i>	272	272	272	272	272	272	272	272	272	272	272	272	272	272
6. <i>Choristoneura rosaceana</i>	289	287	275	207	50	89	47	113	42	82	113	42	82	113
7. <i>Plutella maculipennis</i>	272	272	272	272	272	272	272	272	272	272	272	272	272	272
8. <i>Agrotis ypsilon</i>	289	287	275	207	50	89	47	113	42	82	113	42	82	113
9. <i>Prodenia ornithogalli</i>	272	272	272	272	272	272	272	272	272	272	272	272	272	272
10. <i>Diachasma rosae</i>	289	287	275	207	50	89	47	113	42	82	113	42	82	113

Table 1. Number of Schools, Enrolment, Educators and Pupil/Educator Ratio, September 30, 2020

School District	Number of Schools	Pupil Enrolment	Educators¹	Pupil/Educator Ratio
Anglophone Districts				
Anglophone East School District	38	16,153	1,269.2	12.7
Anglophone North School District	29	7,014	681.3	10.3
Anglophone South School District	69	22,519	1,792.0	12.6
Anglophone West School District	69	22,442	1,802.2	12.5
Francophone Districts				
District scolaire francophone Nord-Est	34	8,765	750.8	11.7
District scolaire francophone Nord-Ouest	18	5,044	437.4	11.5
District scolaire francophone Sud	37	15,326	1,228.3	12.5
Anglophone	205	68,128	5,544.7	12.3
Francophone	89	29,135	2,416.5	12.1
Province	294	97,263	7,961.1	12.2

¹ Educators are employees who deliver educational and/or pupil personnel services in a professional capacity. Excludes positions vacant on September 30, 2020.

Schools

Table 7. Ethical numbers under Federal Ethics, Page of 10, as of 30 September 2002

Year	1	2	3	4	5	6	7	8	9	10
2002	186	237	210	220	469	484	517	510	462	495
2001	189	237	210	220	469	484	517	510	462	495
2000	134	184	162	129	267	254	233	243	227	232
1999	283	260	267	187	182	156	174	269	286	248
1998	574	567	596	514	622	682	700	655	625	614

Table 8. Enrollment by School District, Age and Grade, September 30, 2002

School District	5-6	7-8	9-10	11-12	13-14	15-17	18-24	25+	
Alameda	1,497	1,466	1,210	52.1	50.0	51.2	1,379	1,468	1,153
Alameda	47.9	50.0	48.8	8	4,914	4,950	4,003	3	51.2
Alameda	609	4,561	4,699	3,803	48.7	48.1	48.7	48	48

Fragment of a table showing enrollment data for various school districts.

School District	13	14	15	16	17	18
Alameda	3,290	3,387	3,417	3,484	2,793	94
Alameda	51.6	51.9	51.3	51.3	51.3	65
Alameda	3,182	3,231	2,656	48.7	48.7	48
Alameda	48.2	48.1	48.7	48.7	48.7	48

Table 2. Schools by District and Level of Instruction, September 30, 2020¹

School District	K-5	K-8	K-12	6-8	6-12	9-12	Total
Anglophone Districts							
Anglophone East School District	14	13	2	3	1	5	38
Anglophone North School District	9	9	1	3	2	5	29
Anglophone South School District	38	7	2	10	3	9	69
Anglophone West School District	32	9	6	9	5	8	69
Francophone Districts							
District scolaire francophone Nord-Est	4	21	1	2	-	6	34
District scolaire francophone Nord-Ouest	-	13	2	-	2	1	18
District scolaire francophone Sud	8	16	5	3	1	4	37
Anglophone	93	38	11	25	11	27	205
Francophone	12	50	8	5	3	11	89
Province	105	88	19	30	14	38	294

Table 3. Summary of Schools by Level and Language of Instruction, September 30, 2020¹

Anglophone Districts			Francophone Districts	
Level	English	English and Immersion	Level	Schools
K-5	59	83	K-8	78
6-8	26	59		
9-12	13	36	9-12	22

¹ Please note that each school is counted only once in Table 2. However, in Table 3, a school can be counted in more than one category. For example: a school with grade level K-12 is counted three times in Table 3; once in the K-5 category, once in the 6-8 category, and once in the 9-12 category. That same K-12 school is only counted once in Table 2 in the K-12 category.

Enrolment

Table 7. Enrolment numbers under Federal Education, Page 14 of 14, as at 30 September 2002

Year	2000	2001	2002
Total	1,497	1,468	1,153
Primary	1,379	1,468	1,153
Secondary	118	0	0

Table 8. Enrolment by School District, Age and Grade, September 30, 2002

School District	1-4	5-7	8-10	11-12	Total
Alberni-Clayoquot	1,497	1,468	1,153	48.8	4,903
Alberni-Clayoquot	52.1	50.0	51.2	48.7	48.7
Alberni-Clayoquot	1,379	1,468	1,153	48.8	4,903
Alberni-Clayoquot	47.9	50.0	48.8	48.7	48.7
Alberni-Clayoquot	4,914	4,950	4,003	51.2	3,803
Alberni-Clayoquot	51.9	51.3	51.2	48.7	48.7
Alberni-Clayoquot	4,561	4,699	3,803	48.7	48.7
Alberni-Clayoquot	48.7	48.1	48.7	48.7	48.7

13	14	15	16	17	18
3,290	3,387	3,417	3,484	2,793	94
51.6	51.9	51.9	51.3	51.3	65
3,182	3,231	2,656	48.7	48.7	48.7
48.2	48.1	48.7	48.7	48.7	48.7
1,497	1,468	1,153	51.2	51.2	51.2
52.1	50.0	51.2	48.7	48.7	48.7
1,379	1,468	1,153	48.8	48.8	48.8
47.9	50.0	48.8	48.7	48.7	48.7
4,914	4,950	4,003	51.2	51.2	51.2
51.9	51.3	51.2	48.7	48.7	48.7
4,561	4,699	3,803	48.7	48.7	48.7
48.7	48.1	48.7	48.7	48.7	48.7

Table 4. Enrolment by School District by Grade, September 30, 2020

School District	Total	Grade												Previous Graduates	
		K	1	2	3	4	5	6	7	8	9	10	11		12
Anglophone Districts															
Anglophone East School District	16,153	1,048	1,227	1,151	1,202	1,201	1,240	1,319	1,289	1,269	1,225	1,286	1,367	1,309	20
Anglophone North School District	7,014	449	493	471	466	484	475	461	490	556	637	652	645	723	12
Anglophone South School District	22,519	1,492	1,646	1,575	1,670	1,701	1,709	1,744	1,798	1,802	1,806	1,741	1,834	1,972	29
Anglophone West School District	22,442	1,545	1,694	1,674	1,600	1,663	1,739	1,731	1,790	1,761	1,744	1,810	1,770	1,895	26
Francophone Districts															
District scolaire francophone Nord-Est	8,765	564	663	614	650	670	701	709	753	688	705	653	689	699	7
District scolaire francophone Nord-Ouest	5,044	337	358	352	382	378	421	382	436	401	386	427	374	406	4
District scolaire francophone Sud	15,326	1,178	1,233	1,294	1,244	1,246	1,201	1,235	1,259	1,184	1,165	1,026	995	1,049	17
Anglophone	68,128	4,534	5,060	4,871	4,938	5,049	5,163	5,255	5,367	5,388	5,412	5,489	5,616	5,899	87
Francophone	29,135	2,079	2,254	2,260	2,276	2,294	2,323	2,326	2,448	2,273	2,256	2,106	2,058	2,154	28
Province	97,263	6,613	7,314	7,131	7,214	7,343	7,486	7,581	7,815	7,661	7,668	7,595	7,674	8,053	115

Table 6. Enrolment by School District by Age, September 30, 2020

School District	Age as of September 30, 2020																		Total	
	4 yrs & less	5	6	7	8	9	10	11	12	13	14	15	16	17	18	19	20	21 yrs & over		
Anglophone Districts																				
Anglophone East School District	210	1,062	1,214	1,173	1,232	1,214	1,254	1,292	1,273	1,258	1,219	1,266	1,269	1,037	147	24	7	2	16,153	
Anglophone North School District	93	455	478	449	495	458	483	451	536	545	607	603	634	553	126	37	9	2	7,014	
Anglophone South School District	299	1,533	1,601	1,587	1,653	1,691	1,695	1,830	1,716	1,813	1,755	1,678	1,744	1,488	286	109	24	17	22,519	
Anglophone West School District	316	1,587	1,664	1,647	1,638	1,677	1,738	1,736	1,801	1,695	1,769	1,726	1,762	1,440	181	48	15	2	22,442	
Francophone Districts																				
District scolaire francophone Nord-Est	128	585	641	617	633	691	716	715	733	667	659	685	682	538	56	11	7	1	8,765	
District scolaire francophone Nord-Ouest	90	323	358	335	382	404	414	383	434	373	381	406	392	325	32	8	4	-	5,044	
District scolaire francophone Sud	262	1,231	1,236	1,240	1,245	1,242	1,193	1,246	1,248	1,177	1,131	1,000	1,004	771	72	24	3	1	15,326	
Anglophone	918	4,637	4,957	4,856	5,018	5,040	5,170	5,309	5,326	5,311	5,350	5,273	5,409	4,518	740	218	55	23	68,128	
Francophone	480	2,139	2,235	2,192	2,260	2,337	2,323	2,344	2,415	2,217	2,171	2,091	2,078	1,634	160	43	14	2	29,135	
Province	1,398	6,776	7,192	7,048	7,278	7,377	7,493	7,653	7,741	7,528	7,521	7,364	7,487	6,152	900	261	69	25	97,263	

Table 7. Enrolment by Grade and Age, September 30, 2020

Age on Sept. 30	Grade												Prev.		
	K	1	2	3	4	5	6	7	8	9	10	11	12	Grads	Total
4 yrs & less	1,398	-	-	-	-	-	-	-	-	-	-	-	-	-	1,398
5 yrs	5,159	1,617	-	-	-	-	-	-	-	-	-	-	-	-	6,776
6 yrs	55	5,599	1,538	-	-	-	-	-	-	-	-	-	-	-	7,192
7 yrs	1	98	5,469	1,480	-	-	-	-	-	-	-	-	-	-	7,048
8 yrs	-	-	123	5,585	1,569	1	-	-	-	-	-	-	-	-	7,278
9 yrs	-	-	1	145	5,656	1,574	1	-	-	-	-	-	-	-	7,377
10 yrs	-	-	-	4	115	5,732	1,637	5	-	-	-	-	-	-	7,493
11 yrs	-	-	-	-	3	175	5,800	1,674	1	-	-	-	-	-	7,653
12 yrs	-	-	-	-	-	4	140	5,942	1,650	5	-	-	-	-	7,741
13 yrs	-	-	-	-	-	-	3	191	5,773	1,557	4	-	-	-	7,528
14 yrs	-	-	-	-	-	-	-	3	234	5,745	1,536	3	-	-	7,521
15 yrs	-	-	-	-	-	-	-	-	3	336	5,557	1,462	6	-	7,364
16 yrs	-	-	-	-	-	-	-	-	-	19	439	5,519	1,509	1	7,487
17 yrs	-	-	-	-	-	-	-	-	-	5	43	563	5,526	15	6,152
18 yrs	-	-	-	-	-	-	-	-	-	-	12	92	739	57	900
19 yrs	-	-	-	-	-	-	-	-	-	1	3	27	205	25	261
20 yrs	-	-	-	-	-	-	-	-	-	-	1	7	47	14	69
21 yrs & over	-	-	-	-	-	-	-	-	-	-	-	1	21	3	25
Total	6,613	7,314	7,131	7,214	7,343	7,486	7,581	7,815	7,661	7,668	7,595	7,674	8,053	115	97,263

**Table 8. Enrolment by School District and Language of Instruction,
September 30, 2020**

School District	English	French	French Immersion	Total
Anglophone Districts				
Anglophone East School District	8,383	-	7,770	16,153
Anglophone North School District	4,834	-	2,180	7,014
Anglophone South School District	14,906	-	7,613	22,519
Anglophone West School District	14,845	-	7,597	22,442
Francophone Districts				
District scolaire francophone Nord-Est	-	8,765	-	8,765
District scolaire francophone Nord-Ouest	-	5,044	-	5,044
District scolaire francophone Sud	-	15,326	-	15,326
Anglophone	42,968	-	25,160	68,128
Francophone	-	29,135	-	29,135
Province	42,968	29,135	25,160	97,263

Table 9. Enrolment in French Immersion by School District by Grade, September 30, 2020

School District	Total	Grade											
		1	2	3	4	5	6	7	8	9	10	11	12
Anglophone Districts													
Anglophone East School District	7,770	689	659	632	554	626	838	756	722	617	587	601	489
Anglophone North School District	2,180	245	200	197	182	192	205	189	213	194	134	124	105
Anglophone South School District	7,613	543	479	467	376	537	851	862	818	797	664	561	658
Anglophone West School District	7,597	693	690	622	583	658	713	733	719	608	589	504	485
Total	25,160	2,170	2,028	1,918	1,695	2,013	2,607	2,540	2,472	2,216	1,974	1,790	1,737

Classes

Table 7. Effect numbers under Federal Health, Page of 14 rows, as of September 2002

Year	1999	2000	2001	2002
1999	100	100	100	100
2000	100	100	100	100
2001	100	100	100	100
2002	100	100	100	100

Table 8. Enrollment by School District, Age and Grade, September 20, 2002

School District	Age	Grade	Enrollment
...
...
...

13	14	15	16	17	18
3,290	3,387	3,417	3,484	2,793	94
51.6	51.8	51.9	51.9	51.3	65
3,182	3,231	2,656	48.7	48.7	5
48.2	48.1	48.7	1,497	1,466	1,210
52.1	50.0	51.2	1,379	1,468	1,153
47.9	50.0	48.8	4,914	4,950	4,003
51.9	51.3	51.2	4,561	4,699	3,800
48.7	48.1	48.7	48.7	48.7	48

Table 10. Number of Classes by School District and Grade: Kindergarten to Grade 8, September 30, 2020

School District	Total	Grade									Combined Classes
		K	1	2	3	4	5	6	7	8	
Anglophone Districts											
Anglophone East School District	602	64	75	70	52	46	56	53	43	46	97
Anglophone North School District	266	27	30	27	18	17	24	19	12	23	69
Anglophone South School District	849	100	95	98	75	62	78	80	71	70	120
Anglophone West School District	880	102	107	107	71	67	84	75	69	75	123
Francophone Districts											
District scolaire francophone Nord-Est	343	36	35	32	29	28	33	35	35	32	48
District scolaire francophone Nord-Ouest	196	19	10	9	16	10	14	20	18	17	63
District scolaire francophone Sud	603	84	73	72	57	52	57	53	55	49	51
Anglophone	2,597	293	307	302	216	192	242	227	195	214	409
Francophone	1,142	139	118	113	102	90	104	108	108	98	162
Province	3,739	432	425	415	318	282	346	335	303	312	571

**Table 10a. Number of French Immersion Classes by School District and Grade:
Kindergarten to Grade 8, September 30, 2020**

School District	Total	Grade									Combined Classes
		K	1	2	3	4	5	6	7	8	
Anglophone Districts											
Anglophone East School District	288	-	49	45	30	20	26	35	25	25	33
Anglophone North School District	98	-	16	13	9	7	10	8	4	9	22
Anglophone South School District	264	-	36	32	24	13	24	40	35	33	27
Anglophone West School District	306	-	50	51	31	28	35	32	29	31	19
Total	956	-	151	141	94	68	95	115	93	98	101

**Table 10b. Number of English only Classes by School District and Grade:
Kindergarten to Grade 8, September 30, 2020**

School District	Total	Grade									Combined Classes
		K	1	2	3	4	5	6	7	8	
Anglophone Districts											
Anglophone East School District	314	64	26	25	22	26	30	18	18	21	64
Anglophone North School District	168	27	14	14	9	10	14	11	8	14	47
Anglophone South School District	585	100	59	66	51	49	54	40	36	37	93
Anglophone West School District	574	102	57	56	40	39	49	43	40	44	104
Total	1,641	293	156	161	122	124	147	112	102	116	308

Table 11. Number of Combined Classes by School District and Grade Combination, September 30, 2020

School District	Total	Combined Class Grade Groupings												
		K-1	K-1-2	1-2	1-3-4	2-3	3-4	3-4-5	4-5	5-6	5-6-7	6-7	6-7-8	7-8
Anglophone Districts														
Anglophone East School District	97	13	-	13	-	9	13	-	11	2	-	12	6	18
Anglophone North School District	69	9	1	7	-	7	12	1	9	-	-	10	2	11
Anglophone South School District	120	17	1	30	1	7	22	3	21	-	-	6	1	11
Anglophone West School District	123	16	4	22	-	6	26	-	17	1	-	17	-	14
Francophone Districts														
District scolaire francophone Nord-Est	48	10	-	7	-	9	6	1	9	2	-	2	-	2
District scolaire francophone Nord-Ouest	63	9	-	22	-	3	7	1	12	3	1	1	-	4
District scolaire francophone Sud	51	-	3	16	-	3	12	-	11	2	-	-	-	4
Anglophone	409	55	6	72	1	29	73	4	58	3	-	45	9	54
Francophone	162	19	3	45	-	15	25	2	32	7	1	3	-	10
Province	571	74	9	117	1	44	98	6	90	10	1	48	9	64

Table 11a. Number of French Immersion Combined Classes by School District and Grade Combination, September 30, 2020

School District	Total	Combined Class Grade Groupings							
		1-2	2-3	3-4	4-5	5-6	6-7	6-7-8	7-8
Anglophone Districts									
Anglophone East School District	33	-	3	2	7	1	6	3	11
Anglophone North School District	22	3	2	4	3	-	5	-	5
Anglophone South School District	27	7	2	3	8	-	2	-	5
Anglophone West School District	19	-	2	3	3	-	5	-	6
Total	101	10	9	12	21	1	18	3	27

Table 11b. Number of English only Combined Classes by School District and Grade Combination, September 30, 2020

School District	Total	Combined Class Grade Groupings											
		K-1	K-1-2	1-2	1-3-4	2-3	3-4	3-4-5	4-5	5-6	6-7	6-7-8	7-8
Anglophone Districts													
Anglophone East School District	64	13	-	13	-	6	11	-	4	1	6	3	7
Anglophone North School District	47	9	1	4	-	5	8	1	6	-	5	2	6
Anglophone South School District	93	17	1	23	1	5	19	3	13	-	4	1	6
Anglophone West School District	104	16	4	22	-	4	23	-	14	1	12	-	8
Total	308	55	6	62	1	20	61	4	37	2	27	6	27

Table 12. Average Class Size by School District and Grade Level, September 30, 2020

School District	Average Class Size	
	K	1-8
Anglophone Districts		
Anglophone East School District	14.9	19.8
Anglophone North School District	14.1	17.7
Anglophone South School District	13.8	19.6
Anglophone West School District	14.0	18.9
Francophone Districts		
District scolaire francophone Nord-Est	13.8	19.3
District scolaire francophone Nord-Ouest	14.0	19.6
District scolaire francophone Sud	13.9	20.5
Anglophone	14.1	19.2
Francophone	13.9	20.0
Province	14.1	19.5

Educators, Professional and Non-Educational Support Staff

Table 7. Effect numbers under Family Effect, Page of 14 rows, as of 30 September 2002

Effect	1	2	3	4	5	6	7	8	9	10	11	12	13	14	15	16	17	18	19	20
Effect 1	100	100	100	100	100	100	100	100	100	100	100	100	100	100	100	100	100	100	100	100
Effect 2	100	100	100	100	100	100	100	100	100	100	100	100	100	100	100	100	100	100	100	100
Effect 3	100	100	100	100	100	100	100	100	100	100	100	100	100	100	100	100	100	100	100	100
Effect 4	100	100	100	100	100	100	100	100	100	100	100	100	100	100	100	100	100	100	100	100
Effect 5	100	100	100	100	100	100	100	100	100	100	100	100	100	100	100	100	100	100	100	100
Effect 6	100	100	100	100	100	100	100	100	100	100	100	100	100	100	100	100	100	100	100	100
Effect 7	100	100	100	100	100	100	100	100	100	100	100	100	100	100	100	100	100	100	100	100
Effect 8	100	100	100	100	100	100	100	100	100	100	100	100	100	100	100	100	100	100	100	100
Effect 9	100	100	100	100	100	100	100	100	100	100	100	100	100	100	100	100	100	100	100	100
Effect 10	100	100	100	100	100	100	100	100	100	100	100	100	100	100	100	100	100	100	100	100
Effect 11	100	100	100	100	100	100	100	100	100	100	100	100	100	100	100	100	100	100	100	100
Effect 12	100	100	100	100	100	100	100	100	100	100	100	100	100	100	100	100	100	100	100	100
Effect 13	100	100	100	100	100	100	100	100	100	100	100	100	100	100	100	100	100	100	100	100
Effect 14	100	100	100	100	100	100	100	100	100	100	100	100	100	100	100	100	100	100	100	100
Effect 15	100	100	100	100	100	100	100	100	100	100	100	100	100	100	100	100	100	100	100	100
Effect 16	100	100	100	100	100	100	100	100	100	100	100	100	100	100	100	100	100	100	100	100
Effect 17	100	100	100	100	100	100	100	100	100	100	100	100	100	100	100	100	100	100	100	100
Effect 18	100	100	100	100	100	100	100	100	100	100	100	100	100	100	100	100	100	100	100	100
Effect 19	100	100	100	100	100	100	100	100	100	100	100	100	100	100	100	100	100	100	100	100
Effect 20	100	100	100	100	100	100	100	100	100	100	100	100	100	100	100	100	100	100	100	100

Table 8. Enrollment by School District, Age and Grade, September 30, 2002

School District	Age	Grade	Enrollment
1	1	1	100
1	1	2	100
1	1	3	100
1	1	4	100
1	1	5	100
1	1	6	100
1	1	7	100
1	1	8	100
1	1	9	100
1	1	10	100
1	1	11	100
1	1	12	100
1	2	1	100
1	2	2	100
1	2	3	100
1	2	4	100
1	2	5	100
1	2	6	100
1	2	7	100
1	2	8	100
1	2	9	100
1	2	10	100
1	2	11	100
1	2	12	100
1	3	1	100
1	3	2	100
1	3	3	100
1	3	4	100
1	3	5	100
1	3	6	100
1	3	7	100
1	3	8	100
1	3	9	100
1	3	10	100
1	3	11	100
1	3	12	100
1	4	1	100
1	4	2	100
1	4	3	100
1	4	4	100
1	4	5	100
1	4	6	100
1	4	7	100
1	4	8	100
1	4	9	100
1	4	10	100
1	4	11	100
1	4	12	100
1	5	1	100
1	5	2	100
1	5	3	100
1	5	4	100
1	5	5	100
1	5	6	100
1	5	7	100
1	5	8	100
1	5	9	100
1	5	10	100
1	5	11	100
1	5	12	100
1	6	1	100
1	6	2	100
1	6	3	100
1	6	4	100
1	6	5	100
1	6	6	100
1	6	7	100
1	6	8	100
1	6	9	100
1	6	10	100
1	6	11	100
1	6	12	100
1	7	1	100
1	7	2	100
1	7	3	100
1	7	4	100
1	7	5	100
1	7	6	100
1	7	7	100
1	7	8	100
1	7	9	100
1	7	10	100
1	7	11	100
1	7	12	100
1	8	1	100
1	8	2	100
1	8	3	100
1	8	4	100
1	8	5	100
1	8	6	100
1	8	7	100
1	8	8	100
1	8	9	100
1	8	10	100
1	8	11	100
1	8	12	100
1	9	1	100
1	9	2	100
1	9	3	100
1	9	4	100
1	9	5	100
1	9	6	100
1	9	7	100
1	9	8	100
1	9	9	100
1	9	10	100
1	9	11	100
1	9	12	100
1	10	1	100
1	10	2	100
1	10	3	100
1	10	4	100
1	10	5	100
1	10	6	100
1	10	7	100
1	10	8	100
1	10	9	100
1	10	10	100
1	10	11	100
1	10	12	100
1	11	1	100
1	11	2	100
1	11	3	100
1	11	4	100
1	11	5	100
1	11	6	100
1	11	7	100
1	11	8	100
1	11	9	100
1	11	10	100
1	11	11	100
1	11	12	100
1	12	1	100
1	12	2	100
1	12	3	100
1	12	4	100
1	12	5	100
1	12	6	100
1	12	7	100
1	12	8	100
1	12	9	100
1	12	10	100
1	12	11	100
1	12	12	100

13	14	15	16	17	18
3,290	3,387	3,417	3,484	2,793	94
51.6	51.8	51.9	51.3	51.3	65
3,182	3,231	2,656	48.7	48.7	5
48.2	48.1	48.7	1,497	1,466	1,210
52.1	50.0	51.2	1,379	1,468	1,153
47.9	50.0	48.8	4,914	4,950	4,003
51.9	51.3	51.2	4,561	4,699	3,803
48.7	48.1	48.7	48.7	48.7	48

Table 13. Full-Time Equivalent Educators by School District and Position, September 30, 2020

	Total	Anglophone East School District	Anglophone North School District	Anglophone South School District	Anglophone West School District	Total Anglophone	District scolaire francophone Nord-Est	District scolaire francophone Nord-Ouest	District scolaire francophone Sud	Total Francophone
Educational Support Teachers	620.0	97.3	46.6	120.8	125.2	389.9	65.2	34.7	130.2	230.1
Guidance Counsellors	196.1	43.8	23.3	61.0	51.2	179.3	9.1	3.6	4.1	16.8
Other Classroom Teachers	102.9	8.1	18.6	46.4	22.5	95.5	7.4	-	-	7.4
Other special needs (e.g. Visual Impaired)	24.0	-	-	-	-	-	10.0	4.0	10.0	24.0
Regular Teachers	6,125.0	976.3	484.0	1,404.6	1,433.6	4,298.4	552.2	324.9	949.6	1,826.6
School Administration	421.4	69.0	29.8	94.2	92.9	285.9	42.9	24.9	67.7	135.5
Total Classroom Teachers •	7,489.5	1,194.4	602.3	1,727.0	1,725.4	5,249.1	686.8	392.0	1,161.6	2,240.4
Other Educational Staff	348.7	54.8	63.0	36.0	47.8	201.6	54.0	39.4	53.7	147.1
Teacher Librarian	1.0	-	-	-	-	-	1.0	-	-	1.0
Total teachers (classroom teachers and other teachers)	7,839.1	1,249.2	665.3	1,763.0	1,773.2	5,450.7	741.8	431.4	1,215.3	2,388.5
Director of Curriculum and Instruction	4.0	1.0	1.0	1.0	1.0	4.0	-	-	-	0.0
Director of Education Support Services	7.0	1.0	1.0	1.0	1.0	4.0	1.0	1.0	1.0	3.0
Director of Schools	16.0	2.0	2.0	3.0	3.0	10.0	2.0	1.0	3.0	6.0
Other district-based educators	4.0	1.0	1.0	2.0	-	4.0	-	-	-	0.0
Subject Coordinators	80.0	13.0	9.0	20.0	22.0	64.0	5.0	3.0	8.0	16.0
Superintendent	7.0	1.0	1.0	1.0	1.0	4.0	1.0	1.0	1.0	3.0
Supervisors of Data and Accountability	4.0	1.0	1.0	1.0	1.0	4.0	-	-	-	0.0
Total Educators (classroom teachers, other teachers and educators)	7,961.1	1,269.2	681.3	1,792.0	1,802.2	5,544.7	750.8	437.4	1,228.3	2,416.5

	Anglophone	Francophone	Total
Total Classroom Teachers •	5,249.1	2,240.4	7,489.5
Total Teachers	5,450.7	2,388.5	7,839.1
Total Educators	5,544.7	2,416.5	7,961.1

• Classroom teachers are defined as regular classroom teachers, French Immersion teachers, second language teachers, trades specialists, music and art specialists, physical education specialists, resource and methods teachers, principals and vice principals, guidance counsellors, and other classroom teachers.

Table 14. Full-Time Equivalent Support Staff by Linguistic Sector and Position, September 30, 2020

	Anglophone Districts				Francophone Districts			Anglophone	Francophone	Province
	ASD-E	ASD-N	ASD-S	ASD-W	DSF-NE	DSF-NO	DSF-S			
Administrative and Educational Support (1 FTE = 36.25 hours/week)										
District Administrative Support	20.4	20.0	32.1	31.5	23.3	11.0	29.0	104.0	63.3	167.3
Educational Assistant ¹	525.0	333.0	842.0	658.0	238.0	134.0	421.0	2,358.0	793.0	3,151.0
School Administrative Assistant	56.0	29.3	84.9	92.0	39.0	24.1	47.4	262.2	110.6	372.8
School Intervention Worker ¹	6.0	16.0	36.0	31.0	35.0	3.0	39.0	89.0	77.0	166.0
School Library Assistant	19.6	11.3	16.7	25.6	18.6	10.6	30.3	73.1	59.5	132.6
School-Based Clerk	-	-	-	1.0	-	-	-	1.0	-	1.0
Student Attendant	16.0	3.0	18.0	7.0	1.6	2.5	-	44.0	4.1	48.1
Subtotal	643.0	412.6	1,029.7	846.0	355.6	185.2	566.7	2,931.3	1,107.5	4,038.8
Management and non-union(1 FTE = 36.25 hours/week)										
Director of Communications/Communication Officer	1.0	1.0	1.0	-	-	-	1.0	3.0	1.0	4.0
Director of Finance and Administrative Services	1.0	1.0	1.0	1.0	1.0	1.0	1.0	4.0	3.0	7.0
Director of Human Resources	1.0	1.0	1.0	1.0	1.0	1.0	1.0	4.0	3.0	7.0
District Alignment Champion / Improvement Facilitator	1.0	0.5	1.0	1.0	5.0	1.0	6.0	3.5	12.0	15.5
Executive Assistant to Superintendent	1.0	1.0	1.0	1.0	1.0	1.0	1.0	4.0	3.0	7.0
Human Resources Officer	3.0	3.0	5.0	5.0	4.0	4.0	5.0	16.0	13.0	29.0
Occupational Health & Wellness Coordinator	1.0	1.0	1.0	1.0	-	-	-	4.0	-	4.0
Subtotal	9.0	8.5	11.0	10.0	12.0	8.0	15.0	38.5	35.0	73.5
Public Service Alliance of Canada (1 FTE = 36.25 hours/week)										
Assistant Budget and Accounting Manager	1.0	1.0	2.0	1.0	3.0	1.0	2.0	5.0	6.0	11.0
Assistant Facilities Manager	2.0	1.5	3.0	3.0	1.0	-	2.0	9.5	3.0	12.5
Assistant Transportation Manager	1.0	1.5	3.0	3.0	2.0	1.0	2.0	8.5	5.0	13.5
Budget and Accounting Manager	1.0	1.0	1.0	1.0	1.0	1.0	1.0	4.0	3.0	7.0
Community Engagement Coordinator	1.0	1.0	1.0	1.0	1.0	1.0	1.0	4.0	3.0	7.0
Community School Coordinator	4.0	3.0	12.0	5.0	22.0	18.0	27.3	24.0	67.3	91.3
Facilities Manager	1.0	1.0	1.0	1.0	1.0	1.0	1.0	4.0	3.0	7.0
Information Technology Services ²	14.0	14.0	26.0	20.0	16.0	8.0	17.0	78.0	41.0	119.0
Transportation Manager	1.0	1.0	1.0	1.0	1.0	1.0	1.0	4.0	3.0	7.0
Subtotal	26.0	25.0	50.0	36.0	48.0	32.0	54.3	141.0	134.3	275.3
General Labour, Trades & Services (1 FTE = 40 hours/week)										
Building Maintenance Foreperson	1.0	-	-	5.0	-	-	1.0	6.0	1.0	7.0
Bus Driver	96.0	125.0	241.0	262.0	109.0	62.0	175.0	724.0	346.0	1,070.0
Custodial Foreperson	1.0	-	2.0	1.0	-	-	-	4.0	-	4.0
Custodian	165.8	125.3	275.7	179.0	153.4	83.7	144.8	745.8	381.9	1,127.7
Maintenance Repairworker	17.0	16.0	46.5	28.5	18.0	8.0	17.0	108.0	43.0	151.0
Other General Labour, Trades & Services	-	-	4.0	-	-	-	-	4.0	-	4.0
Power Engineer	3.0	2.0	2.0	-	2.0	-	-	7.0	2.0	9.0
School Plant Superintendent	-	1.0	6.0	-	-	2.0	-	7.0	2.0	9.0
Subtotal	283.8	269.3	577.2	475.5	282.4	155.7	337.8	1,605.8	775.9	2,381.7
Professional Support Group (1 FTE = 36.25 hours/week)										
Behavior Intervention Mentor	13.0	2.0	-	2.0	12.0	14.8	16.0	17.0	42.8	59.8
School Psychologist	8.0	1.0	7.0	6.8	5.0	3.8	13.0	22.8	21.8	44.6
School Psychometrist	1.0	0.4	-	-	1.0	0.4	1.0	1.4	2.4	3.8
School Social Worker	7.0	7.0	5.0	7.0	11.0	5.0	14.0	26.0	30.0	56.0
Speech-Language and Audiology	9.1	9.1	15.4	14.9	10.0	5.6	12.3	48.5	27.9	76.5
Subtotal	38.1	19.5	27.4	30.7	39.0	29.6	56.3	115.8	124.9	240.7
Other Educational Support (1 FTE = 36.25 hours/week)										
Other	12.5	1.5	-	33.5	36.0	8.0	28.5	47.5	72.5	120.0
Subtotal	12.5	1.5	-	33.5	36.0	8.0	28.5	47.5	72.5	120.0
Total - Support Staff	1,012.4	736.4	1,695.3	1,431.8	772.9	418.5	1,058.7	4,879.9	2,250.1	7,129.9

¹ 1 FTE = 30 hours/week² IT Shared Services senior staff has been added to the sector total

Table 15. Number of High School Graduates, School Year 2019-2020***Anglophone High Schools**

School District	School Number and Name	Total	Males	Females
Anglophone East School District	1569 Bernice MacNaughton High School	194	96	98
	1702 Caledonia Regional High School	33	15	18
	1517 Harrison Trimble High School	231	120	111
	1610 J.M.A. Armstrong/Salisbury Middle School	65	34	31
	1539 Moncton High School	282	139	143
	1604 Petitcodiac Regional School	39	19	20
	1570 Riverview High School	239	133	106
	1411 Tantramar Regional High School	89	51	38
Anglophone North School District	4201 Bathurst High School	105	54	51
	0843 Blackville School	36	19	17
	4055 Bonar Law Memorial School	68	36	32
	3615 Dalhousie Regional High School	47	22	25
	1020 James M. Hill Memorial High School	116	61	55
	0811 Miramichi Valley High School	136	72	64
	0825 North & South Esk Regional High School	27	14	13
	3823 Sugarloaf Senior High School	57	37	20
Anglophone South School District	1945 Belleisle Regional High School	33	16	17
	2301 Campobello Island Consolidated School	6	3	3
	2111 Fundy Middle and High School	88	40	48
	2201 Grand Manan Community School	21	12	9
	1947 Hampton High School	139	57	82
	2060 Harbour View High School	169	92	77
	1941 Kennebecasis Valley High School	240	117	123
	1928 Rothesay High School	126	65	61
	2043 Saint John High School	204	95	109
	2047 Simonds High School	140	76	64
	2310 Sir James Dunn Academy	19	13	6
	2051 St. Malachy's Memorial High School	199	96	103
	2338 St. Stephen High School	89	42	47
	1818 Sussex Regional High School	140	71	69
Anglophone West School District	2412 Cambridge-Narrows Community School	9	6	3
	2803 Canterbury High School	12	7	5
	3018 Carleton North High School	92	50	42
	0910 Central New Brunswick Academy	32	19	13
	2413 Chipman Forest Avenue School	23	14	9
	2635 Fredericton High School	396	169	227
	2909 Hartland Community School	38	21	17
	2705 Harvey High School	25	12	13
	5001 John Caldwell School	33	17	16
	2640 Leo Hayes High School	335	183	152
	2704 McAdam High School	12	7	5
	2407 Minto Memorial High School	28	19	9
	2801 Nackawic Senior High School	61	33	28
	2513 Oromocto High School	224	116	108
	5401 Saint Mary's Academy	13	5	8

Table 15. Number of High School Graduates, School Year 2019-2020*
(continued)

Anglophone High Schools

School District	School Number and Name	Total	Males	Females
Anglophone West School District	3106 Southern Victoria High School	51	29	22
	0906 Stanley Consolidated School	23	15	8
	3111 Tobique Valley High School	14	5	9
	2908 Woodstock High School	138	66	72
	Anglophone Schools	4,936	2,510	2,426
	Francophone Schools	2,094	1,066	1,028
	Province	7,030	3,576	3,454

* Includes students who graduated after first semester (February 2020), in June 2020 and subsequent to the 2020 summer session.

Table 15. Number of High School Graduates, School Year 2019-2020*
(continued)

Francophone High Schools

School District	School Number and Name	Total	Males	Females
District scolaire francophone Nord-Est	3516 Aux quatre vents	53	37	16
	0761 Centre scolaire communautaire La fontaine	23	13	10
	0601 École Marie-Esther	113	49	64
	4156 École secondaire Népisiguit	201	113	88
	0539 Polyvalente Louis-Mailloux	92	46	46
	3722 Polyvalente Roland-Pépin	71	36	35
	0760 Polyvalente W.-Arthur-Losier	166	81	85
District scolaire francophone Nord-Ouest	3325 Cité des Jeunes A.-M.-Sormany	216	115	101
	3215 École Grande-Rivière	27	13	14
	0109 École Marie-Gaétane	27	13	14
	0118 Polyvalente A.-J.-Savoie	28	16	12
	3217 Polyvalente Thomas-Albert	106	43	63
District scolaire francophone Sud	5201 Centre scolaire Samuel-de-Champlain	44	27	17
	5301 École Carrefour Beausoleil	14	6	8
	1226 École Clément-Cormier	102	53	49
	1360 École L'Odyssée	191	95	96
	1355 École Mathieu-Martin	286	149	137
	3954 École Mgr-Marcel-François-Richard	64	34	30
	3905 École Régionale de Baie-Sainte-Anne	7	1	6
	5137 École Sainte-Anne	118	56	62
	3924 Étoile de l'Acadie	17	11	6
	1331 Polyvalente Louis-J.-Robichaud	128	59	69
	Anglophone Schools	4,936	2,510	2,426
	Francophone Schools	2,094	1,066	1,028
	Province	7,030	3,576	3,454

* Includes students who graduated after first semester (February 2020), in June 2020 and subsequent to the 2020 summer session.

Selected Comparisons

Table 7. Enrollment numbers under Florida's Choice, Page 14 of 14, as of September 2002

Year	2000	2001	2002
Enrollment	1,230	1,449	1,178
...

Table 8. Enrollment by School District, Age and Grade, September 20, 2002

School District	Enrollment
...	...

3,290	3,387	3,417	3,484	2,793
51.6	51.9	51.3	51.3	48.8
3,182	3,231	2,656	48.7	48.7
48.2	48.1	48.7	1,497	1,466
1,210	51.2	48.7	50.0	51.2
1,379	1,468	1,153	47.9	50.0
4,914	4,950	4,003	4.9	51.2
51.9	51.3	3.8	4.914	4,699
4,561	4,699	3,800	48.1	48.7
48.7	48.1	48.7	48.7	48.7

Table 16. Number of Schools by District and Year, September 30, 2008 to September 30, 2020

School District	Sept. 2008	Sept. 2009	Sept. 2010	Sept. 2011	Sept. 2012	Sept. 2013	Sept. 2014	Sept. 2015	Sept. 2016	Sept. 2017	Sept. 2018	Sept. 2019	Sept. 2020
Anglophone Districts													
Anglophone East School District	38	37	38	38	38	37	37	37	37	37	37	38	38
Anglophone North School District	35	35	34	34	34	34	34	33	32	30	30	29	29
Anglophone South School District	74	74	74	74	74	74	74	72	72	70	70	70	69
Anglophone West School District	81	79	78	77	76	75	75	70	69	69	69	69	69
Francophone Districts													
District scolaire francophone Nord-Est	43	42	42	40	38	38	38	38	37	35	34	34	34
District scolaire francophone Nord-Ouest	20	20	20	19	19	19	19	19	19	19	19	18	18
District scolaire francophone Sud	35	35	35	35	35	36	37	38	36	36	37	37	37
Anglophone	228	225	224	223	222	220	220	212	210	206	206	206	205
Francophone	98	97	97	94	92	93	94	95	92	90	90	89	89
Province	326	322	321	317	314	313	314	307	302	296	296	295	294

Table 17. Enrolment by School District and Year, September 30, 2010 to September 30, 2020

School District ¹	Sept. 2010	Sept. 2011	Sept. 2012	Sept. 2013	Sept. 2014	Sept. 2015	Sept. 2016	Sept. 2017	Sept. 2018	Sept. 2019	Sept. 2020
Anglophone Districts											
Anglophone East School District	15,680	15,538	15,574	15,568	15,496	15,477	15,624	15,661	15,924	16,401	16,153
Anglophone North School District	8,977	8,569	8,323	8,067	7,827	7,644	7,428	7,317	7,266	7,208	7,014
Anglophone South School District	25,401	24,903	24,256	23,757	23,376	23,052	22,969	23,070	22,903	23,163	22,519
Anglophone West School District	24,521	24,114	23,802	23,543	23,273	22,876	22,901	22,749	22,663	22,835	22,442
Francophone Districts											
District scolaire francophone Nord-Est	11,051	10,651	10,334	10,076	9,944	9,734	9,520	9,343	9,126	9,031	8,765
District scolaire francophone Nord-Ouest	5,803	5,678	5,576	5,521	5,457	5,415	5,335	5,303	5,218	5,145	5,044
District scolaire francophone Sud	12,988	13,126	13,214	13,389	13,533	13,714	14,065	14,312	14,795	15,182	15,326
Anglophone	74,579	73,124	71,955	70,935	69,972	69,049	68,922	68,797	68,756	69,607	68,128
Francophone	29,842	29,455	29,124	28,986	28,934	28,863	28,920	28,958	29,139	29,358	29,135
Province	104,421	102,579	101,079	99,921	98,906	97,912	97,842	97,755	97,895	98,965	97,263

¹ For comparison purposes, historical data have been combined in accordance with the reorganized school districts.

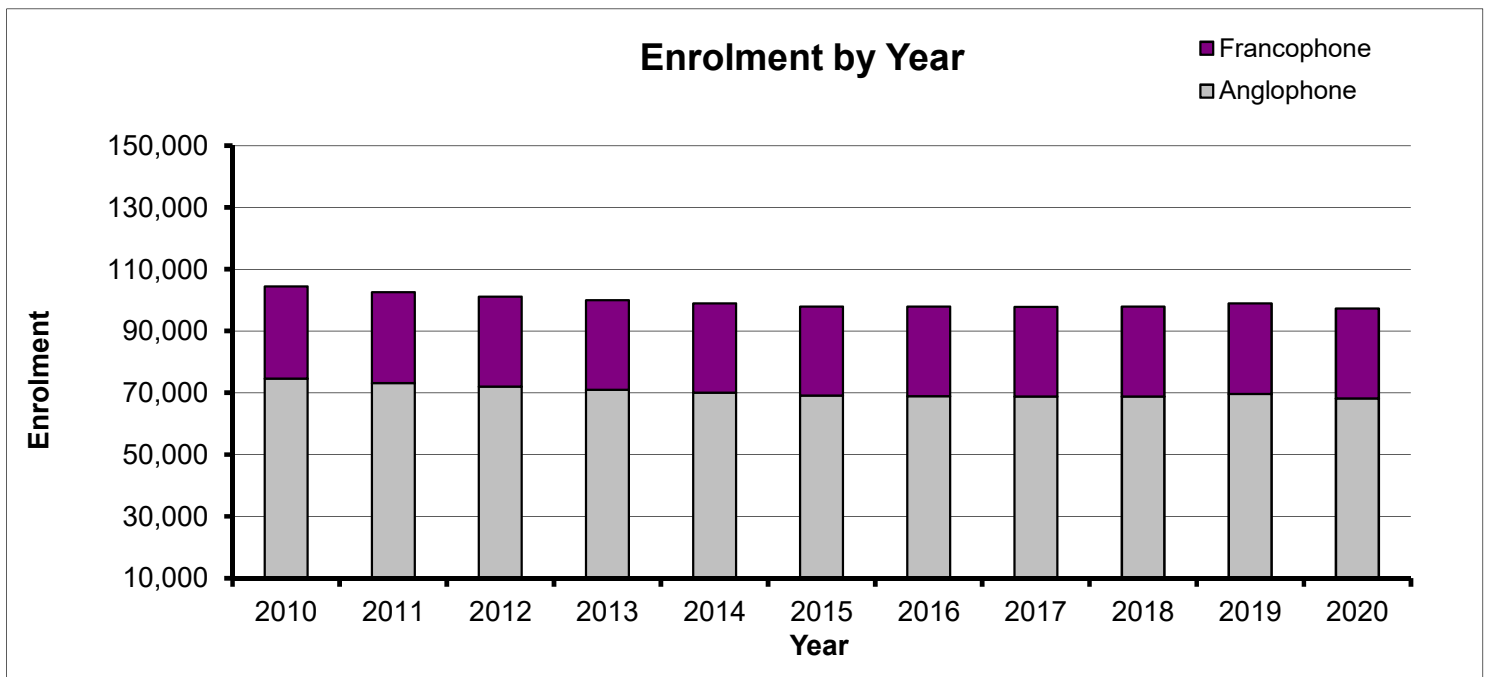


Table 17a. Enrolment in French Immersion by School District and Year, September 30, 2010 to September 30, 2020

School District ¹	Sept. 2010	Sept. 2011	Sept. 2012	Sept. 2013	Sept. 2014	Sept. 2015	Sept. 2016	Sept. 2017	Sept. 2018	Sept. 2019	Sept. 2020
Anglophone Districts											
Anglophone East School District	4,842	4,896	5,094	5,243	5,436	5,769	5,825	6,737	7,638	7,744	7,770
Anglophone North School District	1,771	1,784	1,819	1,788	1,793	1,794	1,727	2,009	2,280	2,224	2,180
Anglophone South School District	5,829	5,754	5,796	5,909	6,062	6,249	6,423	7,156	7,722	7,701	7,613
Anglophone West School District	5,012	5,246	5,402	5,558	5,773	5,898	6,044	6,847	7,675	7,698	7,597
Total	17,454	17,680	18,111	18,498	19,064	19,710	20,019	22,749	25,315	25,367	25,160

¹ For comparison purposes, historical data have been combined in accordance with the reorganized school districts.

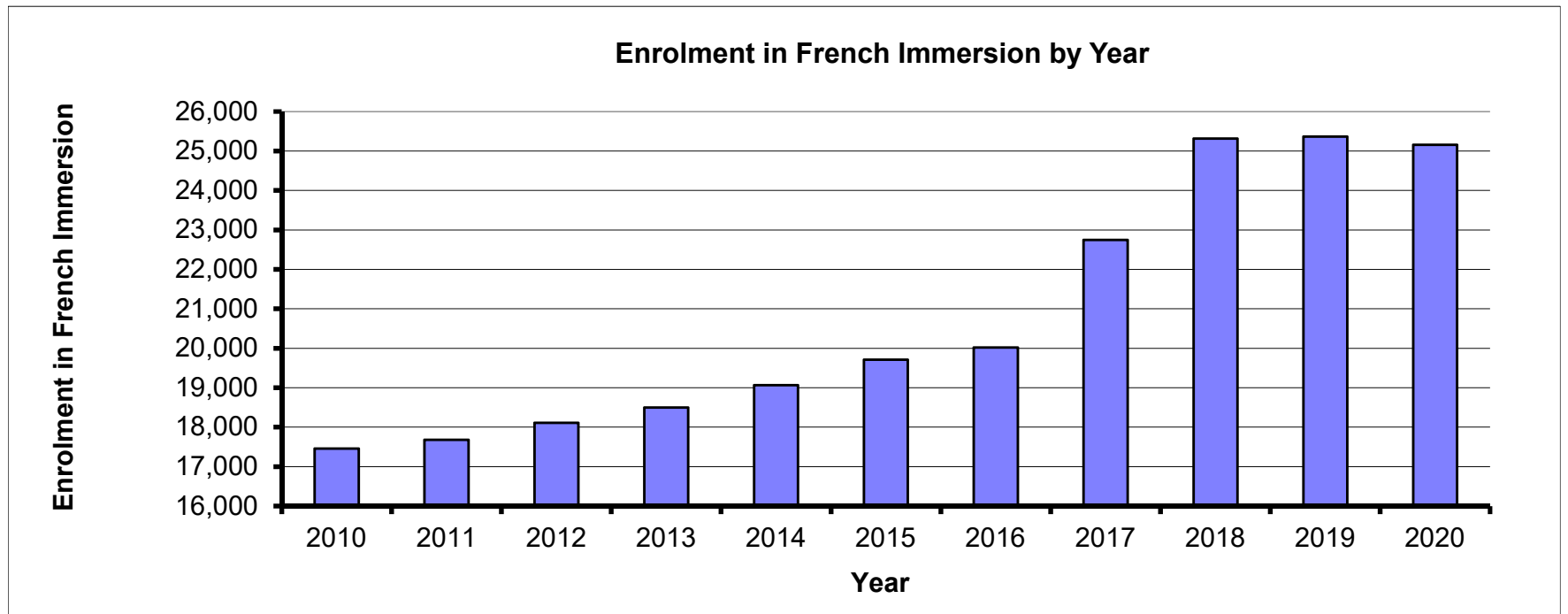


Table 18. Enrolment by Grade and Year, September 30, 2002 to September 30, 2020

Grade	Sept. 2002	Sept. 2003	Sept. 2004	Sept. 2005	Sept. 2006	Sept. 2007	Sept. 2008	Sept. 2009	Sept. 2010	Sept. 2011	Sept. 2012	Sept. 2013	Sept. 2014	Sept. 2015	Sept. 2016	Sept. 2017	Sept. 2018	Sept. 2019	Sept. 2020
Kindergarten	7,823	7,836	7,669	7,451	7,188	7,138	7,208	6,997	7,073	7,187	7,352	7,449	7,284	7,122	7,069	7,007	7,016	7,316	6,613
01	8,236	8,119	8,030	7,807	7,565	7,307	7,243	7,326	7,116	7,096	7,272	7,347	7,512	7,301	7,295	7,163	7,138	7,169	7,314
02	8,567	8,087	8,027	7,877	7,621	7,512	7,253	7,214	7,262	7,058	6,985	7,216	7,306	7,522	7,345	7,363	7,257	7,275	7,131
03	8,729	8,536	7,996	7,961	7,811	7,576	7,533	7,269	7,253	7,279	7,040	6,970	7,242	7,279	7,621	7,433	7,449	7,362	7,214
04	8,896	8,729	8,551	7,982	7,918	7,882	7,635	7,543	7,293	7,274	7,289	7,071	6,986	7,217	7,356	7,683	7,475	7,552	7,343
05	9,255	8,936	8,753	8,511	8,017	7,994	7,934	7,705	7,607	7,318	7,275	7,250	7,065	6,987	7,295	7,443	7,750	7,602	7,486
06	9,472	9,352	9,011	8,836	8,554	8,153	8,089	7,997	7,814	7,657	7,345	7,328	7,317	7,126	7,107	7,382	7,556	7,874	7,581
07	9,687	9,524	9,413	9,052	8,871	8,639	8,269	8,104	8,043	7,857	7,694	7,399	7,345	7,296	7,157	7,184	7,460	7,670	7,815
08	9,598	9,712	9,549	9,364	9,077	8,946	8,624	8,278	8,153	8,036	7,852	7,670	7,400	7,336	7,380	7,224	7,262	7,538	7,661
09	10,361	10,312	10,555	10,326	10,136	9,774	9,558	9,263	8,824	8,576	8,518	8,265	7,990	7,712	7,641	7,648	7,549	7,618	7,668
10	10,112	10,095	9,898	10,064	9,782	9,787	9,546	9,423	9,100	8,729	8,483	8,434	8,179	7,990	7,816	7,811	7,877	7,775	7,595
11	9,911	10,071	10,136	9,954	10,082	10,012	9,951	9,711	9,525	9,319	8,967	8,733	8,702	8,442	8,197	8,083	8,008	8,125	7,674
12	9,633	9,259	9,328	9,420	9,213	9,387	9,395	9,391	9,159	9,000	8,832	8,614	8,463	8,456	8,467	8,215	8,020	7,986	8,053
Previous Graduates	305	281	229	215	178	181	169	173	199	193	175	175	115	126	96	116	78	103	115
Non-Graded K-6	-	-	-	-	-	-	-	-	-	-	-	-	-	-	-	-	-	-	-
Non-Graded 7-9	6	-	-	-	-	-	-	-	-	-	-	-	-	-	-	-	-	-	-
Non-Graded 10-12	9	20	-	-	-	-	-	-	-	-	-	-	-	-	-	-	-	-	-
Total K-6	60,978	59,595	58,037	56,425	54,674	53,562	52,895	52,051	51,418	50,869	50,558	50,631	50,712	50,554	51,088	51,474	51,641	52,150	50,682
Total 7-9	29,652	29,548	29,517	28,742	28,084	27,359	26,451	25,645	25,020	24,469	24,064	23,334	22,735	22,344	22,178	22,056	22,271	22,826	23,144
Total 10-12 (incl. PG)	29,970	29,726	29,591	29,653	29,255	29,367	29,061	28,698	27,983	27,241	26,457	25,956	25,459	25,014	24,576	24,225	23,983	23,989	23,437
Total Enrolment	120,600	118,869	117,145	114,820	112,013	110,288	108,407	106,394	104,421	102,579	101,079	99,921	98,906	97,912	97,842	97,755	97,895	98,965	97,263

Table 18. Enrolment by Grade and Year, September 30, 2002 to September 30, 2020 (continued)

Anglophone School Districts

Grade	Sept. 2002	Sept. 2003	Sept. 2004	Sept. 2005	Sept. 2006	Sept. 2007	Sept. 2008	Sept. 2009	Sept. 2010	Sept. 2011	Sept. 2012	Sept. 2013	Sept. 2014	Sept. 2015	Sept. 2016	Sept. 2017	Sept. 2018	Sept. 2019	Sept. 2020
Kindergarten	5,520	5,567	5,389	5,257	5,036	4,966	4,984	4,892	4,918	4,938	5,111	5,048	5,027	4,868	4,820	4,771	4,795	5,061	4,534
01	5,933	5,698	5,630	5,440	5,291	5,066	4,976	5,029	4,935	4,897	4,958	5,066	5,063	4,999	4,996	4,895	4,858	4,926	5,060
02	6,019	5,879	5,685	5,546	5,351	5,292	5,084	5,001	5,017	4,935	4,858	4,913	5,055	5,088	5,042	5,064	4,991	4,994	4,871
03	6,189	5,982	5,818	5,652	5,516	5,321	5,293	5,097	5,038	5,043	4,940	4,869	4,947	5,048	5,183	5,119	5,137	5,077	4,938
04	6,301	6,198	5,994	5,818	5,643	5,585	5,387	5,291	5,127	5,072	5,056	4,975	4,866	4,933	5,109	5,247	5,149	5,222	5,049
05	6,491	6,334	6,223	5,970	5,849	5,717	5,630	5,442	5,353	5,147	5,087	5,022	4,969	4,860	5,008	5,187	5,295	5,261	5,163
06	6,548	6,565	6,413	6,304	6,010	5,980	5,802	5,697	5,552	5,409	5,185	5,136	5,102	5,046	4,987	5,093	5,286	5,394	5,255
07	6,805	6,605	6,607	6,445	6,341	6,117	6,071	5,825	5,745	5,611	5,460	5,230	5,150	5,083	5,060	5,055	5,162	5,393	5,367
08	6,678	6,835	6,644	6,599	6,496	6,431	6,129	6,072	5,854	5,727	5,607	5,459	5,248	5,140	5,157	5,138	5,124	5,247	5,388
09	7,326	7,342	7,537	7,275	7,242	7,091	6,951	6,640	6,577	6,284	6,246	6,042	5,817	5,576	5,470	5,459	5,474	5,504	5,412
10	7,084	7,080	7,048	7,186	6,903	6,984	6,978	6,869	6,536	6,492	6,173	6,163	5,963	5,845	5,696	5,633	5,684	5,676	5,489
11	6,827	7,038	7,103	7,095	7,225	7,091	7,136	7,132	6,998	6,803	6,719	6,414	6,434	6,198	6,071	5,981	5,864	5,968	5,616
12	6,622	6,466	6,554	6,609	6,614	6,776	6,737	6,864	6,761	6,594	6,404	6,449	6,233	6,258	6,237	6,064	5,873	5,794	5,899
Previous Graduates	232	210	174	164	143	146	130	123	168	172	151	149	98	107	86	91	64	90	87
Non-Graded K-6	-	-	-	-	-	-	-	-	-	-	-	-	-	-	-	-	-	-	-
Non-Graded 7-9	-	-	-	-	-	-	-	-	-	-	-	-	-	-	-	-	-	-	-
Non-Graded 10-12	-	-	-	-	-	-	-	-	-	-	-	-	-	-	-	-	-	-	-
Total K-6	43,001	42,223	41,152	39,987	38,696	37,927	37,156	36,449	35,940	35,441	35,195	35,029	35,029	34,842	35,145	35,376	35,511	35,935	34,870
Total 7-9	20,809	20,782	20,788	20,319	20,079	19,639	19,151	18,537	18,176	17,622	17,313	16,731	16,215	15,799	15,687	15,652	15,760	16,144	16,167
Total 10-12 (incl. PG)	20,765	20,794	20,879	21,054	20,885	20,997	20,981	20,988	20,463	20,061	19,447	19,175	18,728	18,408	18,090	17,769	17,485	17,528	17,091
Total Enrolment	84,575	83,799	82,819	81,360	79,660	78,563	77,288	75,974	74,579	73,124	71,955	70,935	69,972	69,049	68,922	68,797	68,756	69,607	68,128

Table 18. Enrolment by Grade and Year, September 30, 2002 to September 30, 2020 (continued)
Francophone School Districts

Grade	Sept. 2002	Sept. 2003	Sept. 2004	Sept. 2005	Sept. 2006	Sept. 2007	Sept. 2008	Sept. 2009	Sept. 2010	Sept. 2011	Sept. 2012	Sept. 2013	Sept. 2014	Sept. 2015	Sept. 2016	Sept. 2017	Sept. 2018	Sept. 2019	Sept. 2020
Kindergarten	2,303	2,269	2,280	2,194	2,152	2,172	2,224	2,105	2,155	2,249	2,241	2,401	2,257	2,254	2,249	2,236	2,221	2,255	2,079
01	2,303	2,421	2,400	2,367	2,274	2,241	2,267	2,297	2,181	2,199	2,314	2,281	2,449	2,302	2,299	2,268	2,280	2,243	2,254
02	2,548	2,208	2,342	2,331	2,270	2,220	2,169	2,213	2,245	2,123	2,127	2,303	2,251	2,434	2,303	2,299	2,266	2,281	2,260
03	2,540	2,554	2,178	2,309	2,295	2,255	2,240	2,172	2,215	2,236	2,100	2,101	2,295	2,231	2,438	2,314	2,312	2,285	2,276
04	2,595	2,531	2,557	2,164	2,275	2,297	2,248	2,252	2,166	2,202	2,233	2,096	2,120	2,284	2,247	2,436	2,326	2,330	2,294
05	2,764	2,602	2,530	2,541	2,168	2,277	2,304	2,263	2,254	2,171	2,188	2,228	2,096	2,127	2,287	2,256	2,455	2,341	2,323
06	2,924	2,787	2,598	2,532	2,544	2,173	2,287	2,300	2,262	2,248	2,160	2,192	2,215	2,080	2,120	2,289	2,270	2,480	2,326
07	2,882	2,919	2,806	2,607	2,530	2,522	2,198	2,279	2,298	2,246	2,234	2,169	2,195	2,213	2,097	2,129	2,298	2,277	2,448
08	2,920	2,877	2,905	2,765	2,581	2,515	2,495	2,206	2,299	2,309	2,245	2,211	2,152	2,196	2,223	2,086	2,138	2,291	2,273
09	3,035	2,970	3,018	3,051	2,894	2,683	2,607	2,623	2,247	2,292	2,272	2,223	2,173	2,136	2,171	2,189	2,075	2,114	2,256
10	3,028	3,015	2,850	2,878	2,879	2,803	2,568	2,554	2,564	2,237	2,310	2,271	2,216	2,145	2,120	2,178	2,193	2,099	2,106
11	3,084	3,033	3,033	2,859	2,857	2,921	2,815	2,579	2,527	2,516	2,248	2,319	2,268	2,244	2,126	2,102	2,144	2,157	2,058
12	3,011	2,793	2,774	2,811	2,599	2,611	2,658	2,527	2,398	2,406	2,428	2,165	2,230	2,198	2,230	2,151	2,147	2,192	2,154
Previous Graduates	73	71	55	51	35	35	39	50	31	21	24	26	17	19	10	25	14	13	28
Non-Graded K-6	-	-	-	-	-	-	-	-	-	-	-	-	-	-	-	-	-	-	-
Non-Graded 7-9	6	-	-	-	-	-	-	-	-	-	-	-	-	-	-	-	-	-	-
Non-Graded 10-12	9	20	-	-	-	-	-	-	-	-	-	-	-	-	-	-	-	-	-
Total K-6	17,977	17,372	16,885	16,438	15,978	15,635	15,739	15,602	15,478	15,428	15,363	15,602	15,683	15,712	15,943	16,098	16,130	16,215	15,812
Total 7-9	8,843	8,766	8,729	8,423	8,005	7,720	7,300	7,108	6,844	6,847	6,751	6,603	6,520	6,545	6,491	6,404	6,511	6,682	6,977
Total 10-12 (incl. PG)	9,205	8,932	8,712	8,599	8,370	8,370	8,080	7,710	7,520	7,180	7,010	6,781	6,731	6,606	6,486	6,456	6,498	6,461	6,346
Total Enrolment	36,025	35,070	34,326	33,460	32,353	31,725	31,119	30,420	29,842	29,455	29,124	28,986	28,934	28,863	28,920	28,958	29,139	29,358	29,135

Table 18a. Enrolment in French Immersion by Grade and Year, September 30, 2006 to September 30, 2020

Grade	Sept. 2006	Sept. 2007	Sept. 2008	Sept. 2009	Sept. 2010	Sept. 2011	Sept. 2012	Sept. 2013	Sept. 2014	Sept. 2015	Sept. 2016	Sept. 2017	Sept. 2018	Sept. 2019	Sept. 2020
Kindergarten	-	-	-	-	-	-	-	-	-	-	-	-	-	-	-
01	1,646	1,595	-	-	-	-	-	-	-	-	-	1,943	2,125	2,184	2,170
02	1,450	1,491	1,428	-	-	-	-	-	-	-	-	-	1,860	2,036	2,028
03	1,390	1,334	1,354	1,336	1,562	1,738	1,804	1,938	1,972	2,120	2,227	2,281	2,272	1,776	1,918
04	1,391	1,332	1,274	1,287	1,296	1,464	1,617	1,683	1,836	1,867	1,985	2,109	2,148	2,147	1,695
05	1,401	1,344	1,292	1,256	1,274	1,267	1,407	1,550	1,617	1,765	1,804	1,918	2,022	2,064	2,013
06	2,389	2,377	2,271	2,438	2,325	2,272	2,314	2,304	2,404	2,371	2,424	2,583	2,688	2,693	2,607
07	2,306	2,245	2,229	2,137	2,272	2,202	2,167	2,202	2,197	2,286	2,270	2,367	2,466	2,574	2,540
08	2,297	2,209	2,127	2,143	2,074	2,174	2,125	2,093	2,148	2,131	2,226	2,193	2,271	2,366	2,472
09	2,114	2,125	2,041	1,944	1,984	1,937	2,020	2,005	1,982	2,040	2,030	2,114	2,077	2,134	2,216
10	1,937	1,884	1,918	1,811	1,769	1,763	1,764	1,832	1,835	1,850	1,918	1,896	1,973	1,916	1,974
11	1,640	1,529	1,481	1,634	1,626	1,602	1,576	1,553	1,724	1,679	1,642	1,792	1,764	1,853	1,790
12	1,324	1,254	1,243	1,246	1,272	1,261	1,317	1,338	1,349	1,601	1,493	1,553	1,649	1,624	1,737
Total K-5	7,278	7,096	5,348	3,879	4,132	4,469	4,828	5,171	5,425	5,752	6,016	8,251	10,427	10,207	9,824
Total 6-8	6,992	6,831	6,627	6,718	6,671	6,648	6,606	6,599	6,749	6,788	6,920	7,143	7,425	7,633	7,619
Total 9-12	7,015	6,792	6,683	6,635	6,651	6,563	6,677	6,728	6,890	7,170	7,083	7,355	7,463	7,527	7,717
Total Enrolment	21,285	20,719	18,658	17,232	17,454	17,680	18,111	18,498	19,064	19,710	20,019	22,749	25,315	25,367	25,160

Table 19. Combined Classes by School District and Year, September 30, 2010 to September 30, 2020

School District ¹	Sept. 2010	Sept. 2011	Sept. 2012	Sept. 2013	Sept. 2014	Sept. 2015	Sept. 2016	Sept. 2017	Sept. 2018	Sept. 2019	Sept. 2020
Anglophone Districts											
Anglophone East School District	54	45	71	65	73	71	75	85	80	73	97
Anglophone North School District	37	34	32	32	35	43	51	54	55	64	69
Anglophone South School District	97	103	104	107	122	110	115	103	96	104	120
Anglophone West School District	99	94	102	106	117	124	114	102	104	119	123
Francophone Districts											
District scolaire francophone Nord-Est	16	14	16	16	17	19	18	12	11	20	48
District scolaire francophone Nord-Ouest	3	3	3	4	5	6	10	7	10	10	63
District scolaire francophone Sud	7	12	14	13	15	24	25	18	16	19	51
Anglophone	287	276	309	310	347	348	355	344	335	360	409
Francophone	26	29	33	33	37	49	53	37	37	49	162
Province	313	305	342	343	384	397	408	381	372	409	571

¹ For comparison purposes, historical data have been combined in accordance with the reorganized school districts.

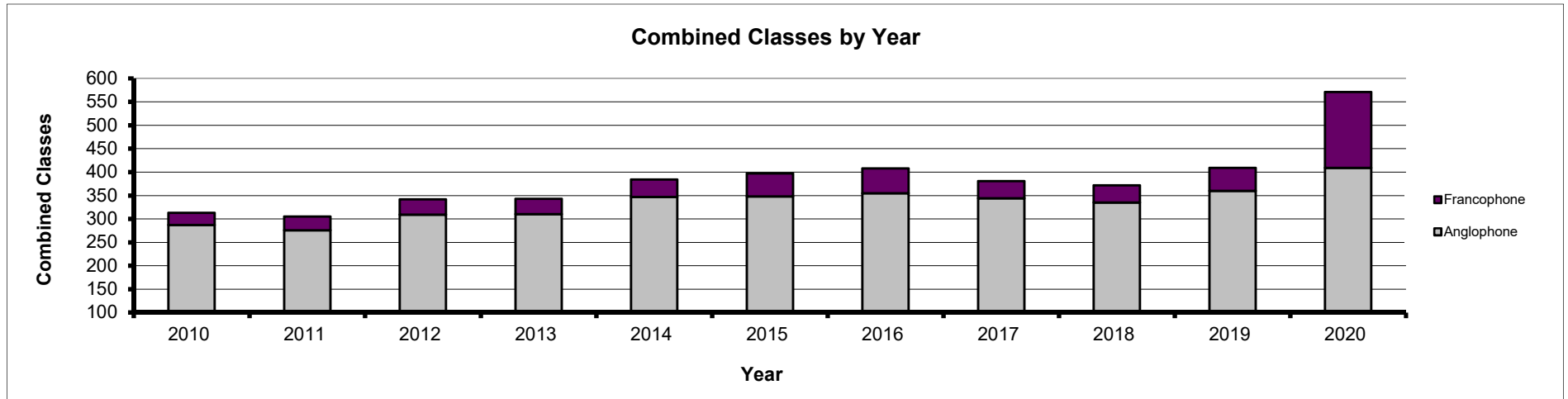


Table 20. Educators and Pupil/Educator Ratio by School District and Year, September 30, 2013 to September 30, 2020

School District	Educators (in full-time equivalence)								Pupil Educator Ratio							
	2013	2014	2015	2016	2017	2018	2019	2020	2013	2014	2015	2016	2017	2018	2019	2020
Anglophone Districts																
Anglophone East School District	1,140.1	1,151.6	1,115.7	1,147.5	1,178.2	1,211.9	1,242.2	1,269.2	13.7	13.5	13.9	13.6	13.3	13.1	13.2	12.7
Anglophone North School District	669.3	662.6	626.8	626.1	652.7	674.8	666.5	681.3	12.1	11.8	12.2	11.9	11.2	10.8	10.8	10.3
Anglophone South School District	1,748.6	1,716.9	1,652.4	1,670.8	1,685.5	1,763.5	1,773.3	1,792.0	13.6	13.6	14.0	13.7	13.7	13.0	13.1	12.6
Anglophone West School District	1,762.4	1,745.6	1,675.5	1,698.4	1,727.3	1,763.2	1,767.5	1,802.2	13.4	13.3	13.7	13.5	13.2	12.9	12.9	12.5
Francophone Districts																
District scolaire francophone Nord-Est	808.4	799.1	775.0	777.3	784.1	773.0	746.2	750.8	12.5	12.4	12.6	12.2	11.9	11.8	12.1	11.7
District scolaire francophone Nord-Ouest	443.8	443.4	418.4	424.5	420.6	430.1	425.2	437.4	12.4	12.3	12.9	12.6	12.6	12.1	12.1	11.5
District scolaire francophone Sud	1,032.0	1,037.3	1,009.4	1,037.9	1,071.3	1,113.8	1,167.9	1,228.3	13.0	13.0	13.6	13.6	13.4	13.3	13.0	12.5
Anglophone	5,320.3	5,276.7	5,070.2	5,142.8	5,243.7	5,413.2	5,449.4	5,544.7	13.3	13.3	13.6	13.4	13.1	12.7	12.8	12.3
Francophone	2,284.1	2,279.7	2,202.8	2,239.7	2,275.9	2,316.9	2,339.2	2,416.5	12.7	12.7	13.1	12.9	12.7	12.6	12.6	12.1
Province	7,604.5	7,556.4	7,273.0	7,382.5	7,519.6	7,730.1	7,788.6	7,961.1	13.1	13.1	13.5	13.3	13.0	12.7	12.7	12.2

Statistical Information by School

Table 7. Enrollment numbers under Family of Schools, Page of 14 rows, as of 30 September 2003

Family of Schools	2000	2001	2002	2003
1.000000	100	100	100	100
2.000000	200	200	200	200
3.000000	300	300	300	300
4.000000	400	400	400	400
5.000000	500	500	500	500
6.000000	600	600	600	600
7.000000	700	700	700	700
8.000000	800	800	800	800
9.000000	900	900	900	900
10.000000	1000	1000	1000	1000
11.000000	1100	1100	1100	1100
12.000000	1200	1200	1200	1200
13.000000	1300	1300	1300	1300
14.000000	1400	1400	1400	1400
15.000000	1500	1500	1500	1500
16.000000	1600	1600	1600	1600
17.000000	1700	1700	1700	1700
18.000000	1800	1800	1800	1800
19.000000	1900	1900	1900	1900
20.000000	2000	2000	2000	2000

Table 8. Enrollment by School District, Age and Grade, September 30, 2003

School District	2000	2001	2002	2003
001	100	100	100	100
002	200	200	200	200
003	300	300	300	300
004	400	400	400	400
005	500	500	500	500
006	600	600	600	600
007	700	700	700	700
008	800	800	800	800
009	900	900	900	900
010	1000	1000	1000	1000
011	1100	1100	1100	1100
012	1200	1200	1200	1200
013	1300	1300	1300	1300
014	1400	1400	1400	1400
015	1500	1500	1500	1500
016	1600	1600	1600	1600
017	1700	1700	1700	1700
018	1800	1800	1800	1800
019	1900	1900	1900	1900
020	2000	2000	2000	2000

13	14	15	16	17	18
3,290	3,387	3,417	3,484	2,793	94
51.6	51.8	51.9	51.9	51.3	65
3,182	3,231	2,656	2,656	48.7	5
48.2	48.1	48.7	48.7	48.7	48
1,497	1,466	1,210	51.2	48	48
52.1	50.0	51.2	48.8	48.8	48.8
1,379	1,468	4,003	51.2	48.8	48.8
47.9	50.0	4,003	51.2	48.8	48.8
4,914	4,950	4,003	51.2	48.8	48.8
51.9	51.3	51.2	48.8	48.8	48.8
4,561	4,699	3,800	48.7	48.7	48.7
48.7	48.1	48.7	48.7	48.7	48.7

Table 21. Enrolment and School Level Educators, September 30, 2020

School District	School Number and Name	Grade Levels	Pupil Enrolment	School Level Educators
Anglophone East School District				
1572	Arnold H. McLeod School	K, 01 - 05	321	24.1
1503	Beaverbrook School	K, 01 - 08	165	14.6
1569	Bernice MacNaughton High School	09 - 12	812	52.0
1504	Bessborough School	K, 01 - 08	572	40.6
1505	Birchmount School	K, 01 - 08	500	38.0
1702	Caledonia Regional High School	06 - 12	247	22.8
1567	Claude D. Taylor School	K, 01 - 05	263	20.4
1401	Dorchester Consolidated School	K, 01 - 08	72	7.6
1573	Edith Cavell School	K, 01 - 08	305	28.7
1576	Evergreen Park School	K, 01 - 05	546	38.1
1514	Forest Glen School	K, 01 - 04	285	24.3
1550	Frank L. Bowser School	K, 01 - 05	302	22.5
1517	Harrison Trimble High School	09 - 12	1,071	70.0
1602	Havelock School	K, 01 - 05	93	8.4
1519	Hillcrest School	K, 01 - 08	132	12.3
1703	Hillsborough Elementary School	K, 01 - 05	137	12.4
1610	J.M.A. Armstrong/Salisbury Middle School	05 - 12	585	44.0
1571	Lewisville Middle School	06 - 08	430	28.2
1574	Lou MacNarin School	K, 01 - 05	449	36.7
1528	Magnetic Hill School	K, 01 - 08	423	31.1
1579	Maplehurst Middle School	06 - 08	643	40.0
1402	Marshview Middle School	05 - 08	305	20.5
1539	Moncton High School	09 - 12	1,238	77.8
1541	Mountain View School	K, 01 - 05	89	8.6
1577	Northrop Frye School	K, 01 - 05	607	44.4
1604	Petitcodiac Regional School	K, 01 - 12	640	51.4
1416	Port Elgin Regional School	K, 01 - 08	171	13.9
1547	Queen Elizabeth School	K, 01 - 08	379	32.0
1704	Riverside Consolidated School	K, 01 - 05	53	6.1
1578	Riverview East School	K, 01 - 08	692	52.4
1570	Riverview High School	09 - 12	1,047	66.6
1549	Riverview Middle School	06 - 08	498	31.2
1417	Salem Elementary School	K, 01 - 04	397	32.5
1607	Salisbury Elementary School	K, 01 - 04	345	26.4
1553	Shediac Cape School	K, 01 - 08	338	28.2
1559	Sunny Brae Middle School	05 - 08	293	21.0
1411	Tantramar Regional High School	09 - 12	404	31.0
1551	West Riverview School	K, 01 - 05	304	24.9
Total - Anglophone East School District			16,153	1,185.7

District based educators

63.5

Table 21. Enrolment and School Level Educators, September 30, 2020 (continued)

School District	School Number and Name	Grade Levels	Pupil Enrolment	School Level Educators
Anglophone North School District				
	4201 Bathurst High School	09 - 12	487	41.5
	0843 Blackville School	K, 01 - 12	337	31.0
	4055 Bonar Law Memorial School	09 - 12	351	30.5
	3806 Campbellton Middle School	05 - 08	161	13.8
	3615 Dalhousie Regional High School	06 - 12	263	24.5
	1025 Dr. Losier Middle School	06 - 08	252	20.6
	4056 Eleanor W. Graham Middle School	06 - 08	170	15.9
	0858 Gretna Green School	K, 01 - 08	335	26.7
	4010 Harcourt School	K, 01 - 05	24	3.0
	3601 Jacquet River School	K, 01 - 08	80	9.4
	1020 James M. Hill Memorial High School	09 - 12	538	44.0
	4259 Janeville Elementary School	K, 01 - 05	28	4.0
	1026 King Street Elementary School	K, 01 - 05	418	37.0
	3613 L.E. Reinsborough School	K, 01 - 05	161	16.6
	3803 Lord Beaverbrook School	K, 01 - 04	187	18.0
	0860 Max Aitken Academy	K, 01 - 08	532	48.0
	0839 Millerton Elementary & Junior High School	K, 01 - 08	76	9.3
	1013 Miramichi Rural School	K, 01 - 08	68	6.2
	0811 Miramichi Valley High School	09 - 12	560	49.0
	1014 Napan Elementary School	K, 01 - 05	51	6.2
	1017 Nelson Rural School	K, 01 - 08	280	23.0
	0859 North & South Esk Elementary School	K, 01 - 06	136	14.4
	0825 North & South Esk Regional High School	07 - 12	182	20.6
	4260 Parkwood Heights Elementary School	K, 01 - 05	214	20.5
	4017 Rexton Elementary School	K, 01 - 05	259	27.6
	3823 Sugarloaf Senior High School	09 - 12	317	26.0
	4207 Superior Middle School	06 - 08	251	18.5
	0802 Tabusintac Community School	K, 01 - 08	51	6.0
	4261 Terry Fox Elementary School	K, 01 - 05	245	21.5
Total - Anglophone North School District			7,014	633.3

District based educators

32.0

Table 21. Enrolment and School Level Educators, September 30, 2020 (continued)

School District	School Number and Name	Grade Levels	Pupil Enrolment	School Level Educators
Anglophone South School District				
1801	Apohaqui Elementary School	K, 01 - 05	84	7.1
2101	Back Bay Elementary School	K, 01 - 05	48	4.6
2003	Barnhill Memorial School	06 - 08	360	22.6
2066	Bayside Middle School	06 - 08	598	36.3
2004	Bayview School	K, 01 - 05	221	17.3
2005	Beaconsfield Middle School	06 - 08	182	13.1
1938	Belleisle Elementary School	K, 01 - 05	128	10.6
1945	Belleisle Regional High School	06 - 12	204	18.0
2103	Blacks Harbour School	K, 01 - 05	137	14.1
2301	Campobello Island Consolidated School	K, 01 - 02, 04 - 12	110	14.1
2007	Centennial School	K, 01 - 05	205	20.8
2008	Champlain Heights School	K, 01 - 05	322	26.6
1948	Chris Saunders Memorial Elementary School	K, 01 - 05	252	19.6
2104	Deer Island Community School	K, 01 - 08	58	4.6
1940	Dr. A. T. Leatherbarrow Primary School	K, 01 - 02	204	16.8
1930	Fairvale Elementary School	K, 01 - 05	352	29.2
2013	Forest Hills School	K, 01 - 08	671	47.9
2111	Fundy Middle and High School	06 - 12	588	42.4
2074	Fundy Shores School	K, 01 - 05	65	5.8
2014	Glen Falls School	K, 01 - 05	151	13.7
2068	Grand Bay Primary School	K, 01 - 02	109	10.7
2201	Grand Manan Community School	K, 01 - 12	352	28.5
1944	Hammond River Valley Elementary School	K, 01 - 05	163	13.1
1939	Hampton Elementary School	02 - 05	293	20.4
1947	Hampton High School	09 - 12	534	36.4
1921	Hampton Middle School	06 - 08	357	25.8
2060	Harbour View High School	09 - 12	882	60.8
1929	Harry Miller Middle School	06 - 08	363	24.4
2020	Hazen-White-St. Francis School	K, 01 - 05	150	13.3
2016	Inglewood School	03 - 05	123	9.2
2070	Island View School	K, 01 - 05	346	26.0
1931	Kennebecasis Park Elementary School	K, 01 - 05	138	11.7
1941	Kennebecasis Valley High School	09 - 12	1,045	65.9
1943	Lakefield Elementary School	K, 01 - 05	361	28.9
2028	Lakewood Heights School	K, 01 - 05	277	20.9
2302	Lawrence Station Elementary School	K, 01, 03 - 05	37	4.0
2030	Loch Lomond School	K, 01 - 05	285	24.8
2059	M. Gerald Teed Memorial School	K, 01 - 02	213	21.1
1925	Macdonald Consolidated School	K, 01 - 08	217	16.4
2065	Millidgeville North School	03 - 08	545	35.4
2339	Milltown Elementary School	K, 01 - 05	168	15.2
1811	Norton Elementary School	K, 01 - 05	122	10.4
2039	Prince Charles School	K, 01 - 08	141	12.2

Table 21. Enrolment and School Level Educators, September 30, 2020 (continued)

School District	School Number and Name	Grade Levels	Pupil Enrolment	School Level Educators
Anglophone South School District				
2041	Princess Elizabeth School	K, 01 - 08	485	35.2
1932	Quispamsis Elementary School	K, 01 - 05	359	28.4
1946	Quispamsis Middle School	06 - 08	560	35.2
2072	River Valley Middle School	06 - 08	308	20.6
1927	Rothesay Elementary School	K, 01 - 05	395	33.6
1928	Rothesay High School	09 - 12	530	36.5
1942	Rothesay Park School	06 - 08	189	9.8
2043	Saint John High School	09 - 12	893	57.0
2057	Saint Rose School	K, 01 - 05	267	21.0
2075	Seaside Park Elementary School	K, 01 - 05	477	39.2
2047	Simonds High School	09 - 12	802	53.4
2310	Sir James Dunn Academy	06 - 12	172	14.7
2110	St. George Elementary School	K, 01 - 05	254	22.1
2067	St. John the Baptist/King Edward School	K, 01 - 08	233	20.4
2051	St. Malachy's Memorial High School	09 - 12	885	60.2
2052	St. Martins School	K, 01 - 05	57	5.8
2336	St. Stephen Elementary School	K, 01 - 05	411	35.1
2338	St. Stephen High School	09 - 12	462	34.0
2337	St. Stephen Middle School	06 - 08	365	25.0
1819	Sussex Corner Elementary School	K, 01 - 05	249	24.3
1817	Sussex Elementary School	K, 01 - 05	465	37.6
1820	Sussex Middle School	06 - 08	468	30.9
1818	Sussex Regional High School	09 - 12	646	44.1
2311	Vincent Massey Elementary School	K, 01 - 05	119	12.2
2062	Westfield School	K, 01 - 05	304	24.9
2206	White Head Elementary School	01, 03 - 04	3	1.0
Total - Anglophone South School District			22,519	1,682.9

District based educators

80.1

Table 21. Enrolment and School Level Educators, September 30, 2020 (continued)

School District	School Number and Name	Grade Levels	Pupil Enrolment	School Level Educators
Anglophone West School District				
3107	Andover Elementary School	K, 01 - 05	241	19.5
2506	Assiniboine Avenue Elementary School	K, 01 - 02	269	25.1
2602	Barkers Point Elementary School	K, 01 - 05	309	26.0
3001	Bath Community School	K, 01 - 08	121	12.1
2641	Bliss Carman Middle School	06 - 08	572	37.7
3004	Bristol Elementary School	K, 01 - 05	78	8.0
2501	Burton Elementary School	K, 01 - 02	37	4.2
2412	Cambridge-Narrows Community School	K, 01 - 12	175	17.0
2803	Canterbury High School	K, 01 - 12	131	14.2
3018	Carleton North High School	09 - 12	418	30.3
0910	Central New Brunswick Academy	06 - 12	203	16.0
3005	Centreville Community School	K, 01 - 08	193	14.9
2404	Chipman Elementary School	K, 01 - 05	88	8.4
2413	Chipman Forest Avenue School	06 - 12	150	13.4
2604	Connaught Street School	K, 01 - 05	362	31.2
2605	Devon Middle School	06 - 08	550	35.8
0901	Doaktown Elementary School	K, 01 - 05	64	7.1
3122	Donald Fraser Memorial School	K, 01 - 05	106	9.6
3009	Florenceville Elementary School	K, 01 - 05	200	17.8
3008	Florenceville Middle School	06 - 08	185	14.3
2608	Forest Hill Elementary School	K, 01	122	11.4
2635	Fredericton High School	09 - 12	2,030	126.2
2522	Gagetown School	K, 01 - 08	84	8.2
2609	Garden Creek School	K, 01 - 05	312	25.8
2503	Geary Elementary Community School	K, 01 - 05	170	13.4
2619	George Street Middle School	06 - 08	773	52.3
2508	Gesner Street Elementary School	K, 01 - 02	269	23.2
2642	Gibson-Neill Memorial Elementary School	K, 01 - 05	651	52.5
2511	Harold Peterson Middle School	06 - 08	389	25.0
2909	Hartland Community School	K, 01 - 12	491	39.2
2701	Harvey Elementary School	K, 01 - 05	191	17.6
2705	Harvey High School	06 - 12	223	19.1
2509	Hubbard Avenue Elementary School	03 - 05	319	22.5
5001	John Caldwell School	K, 01 - 12	412	35.1
2611	Keswick Ridge School	K, 01 - 08	172	16.7
2807	Keswick Valley Memorial School	K, 01 - 08	212	16.5
2614	Kingsclear Consolidated School	K, 01 - 05	72	6.5
2640	Leo Hayes High School	09 - 12	1,506	100.5
2504	Lincoln Elementary Community School	K, 01 - 05	158	13.0
2634	Liverpool Street Elementary School	02 - 05	282	20.5
2622	McAdam Avenue School	K, 01 - 05	61	6.8
2703	McAdam Elementary School	K, 01 - 05	70	6.4
2704	McAdam High School	06 - 12	63	8.8

Table 21. Enrolment and School Level Educators, September 30, 2020 (continued)

School District	School Number and Name	Grade Levels	Pupil Enrolment	School Level Educators
Anglophone West School District				
2910	Meduxnekeag Consolidated School	K, 01 - 08	617	50.6
2411	Minto Elementary Middle School	K, 01 - 08	355	26.9
2407	Minto Memorial High School	09 - 12	138	12.0
2633	Montgomery Street Elementary School	K, 01 - 05	232	20.6
2802	Nackawic Elementary School	K, 01 - 05	182	16.6
2811	Nackawic Middle School	06 - 08	134	10.1
2801	Nackawic Senior High School	09 - 12	270	19.8
2620	Nashwaak Valley School	K, 01 - 05	110	9.2
2621	Nashwaaksis Memorial School	K, 01 - 05	367	29.5
2636	Nashwaaksis Middle School	06 - 08	612	39.9
2639	New Maryland Elementary School	K, 01 - 05	512	41.7
2513	Oromocto High School	09 - 12	1,058	72.3
2623	Park Street Elementary School	K, 01 - 05	392	31.2
3105	Perth-Andover Middle School	06 - 08	190	15.3
2624	Priestman Street Elementary School	K, 01 - 05	569	43.3
2512	Ridgeview Middle School	06 - 08	303	22.9
2638	Royal Road Elementary School	K, 01 - 05	327	26.4
5401	Saint Mary's Academy	K, 01 - 12	191	19.0
3106	Southern Victoria High School	09 - 12	269	20.4
0906	Stanley Consolidated School	K, 01 - 12	232	20.7
2510	Summerhill Street Elementary School	03 - 05	250	17.3
2505	Sunbury West School	K, 01 - 08	220	17.8
3111	Tobique Valley High School	06 - 12	149	13.4
2911	Townsvie School	K, 01 - 08	620	47.6
0905	Upper Miramichi Elementary School	K, 01 - 05	95	8.3
2908	Woodstock High School	09 - 12	564	38.0
Total - Anglophone West School District			22,442	1,720.4

District based educators

52.8

Table 21. Enrolment and School Level Educators, September 30, 2020 (continued)

School District	School Number and Name	Grade Levels	Pupil Enrolment	School Level Educators
District scolaire francophone Nord-Est				
4109	Académie Assomption	K, 01 - 05	41	5.8
3511	Académie Notre-Dame	K, 01 - 08	170	13.4
3516	Aux quatre vents	09 - 12	223	19.5
4157	Carrefour Étudiant	K, 01 - 08	235	19.9
0761	Centre scolaire communautaire La fontaine	K, 01 - 12	414	38.1
4161	Cité de l'Amitié	K, 01 - 05	314	26.4
0714	École La Passerelle	K, 01 - 08	198	18.2
0702	École La Relève-de-Saint-Isidore	K, 01 - 08	129	11.9
0719	École La Ruche	K, 01 - 05	305	24.1
0725	École La Source	K, 01 - 08	350	29.1
0762	École La Villa des Amis	K, 01 - 08	148	13.0
0609	École La-Rivière	K, 01 - 08	89	9.3
0720	École Le Tremplin	06 - 08	167	10.5
0503	École Léandre-LeGresley	K, 01 - 08	132	12.8
0627	École L'Envolée	K, 01 - 08	398	30.8
0513	École L'Escale-des-Jeunes	K, 01 - 08	77	8.7
0625	École L'Étincelle	K, 01 - 08	137	13.6
0540	École Marguerite-Bourgeois	K, 01 - 08	361	27.2
0601	École Marie-Esther	09 - 12	364	27.3
0504	École Ola-Léger	K, 01 - 08	73	8.0
0752	École René-Chouinard	K, 01 - 08	88	11.0
4156	École secondaire Népisiguit	09 - 12	689	50.4
0604	École Soeur-Saint-Alexandre	K, 01 - 08	257	20.8
0541	École Terre des Jeunes	K, 01 - 08	249	20.7
4143	François-Xavier-Daigle	K, 01 - 08	112	10.6
4125	La Croisée	K, 01 - 08	235	19.8
3517	La Mosaïque du Nord	K, 01 - 08	264	22.1
4158	Le Domaine Étudiant	04 - 08	250	17.3
3724	Le Galion des Appalaches	K, 01 - 08	575	43.2
4114	Le Tournesol	K, 01 - 03	187	15.7
4159	Place-des-Jeunes	06 - 08	228	13.5
0539	Polyvalente Louis-Mailloux	09 - 12	387	28.5
3722	Polyvalente Roland-Pépin	09 - 12	277	22.7
0760	Polyvalente W.-Arthur-Losier	09 - 12	642	44.5
Total - District scolaire francophone Nord-Est			8,765	708.4

District based educators

33.4

Table 21. Enrolment and School Level Educators, September 30, 2020 (continued)

School District	School Number and Name	Grade Levels	Pupil Enrolment	School Level Educators	
District scolaire francophone Nord-Ouest					
	3329	Carrefour de la Jeunesse	K, 01 - 08	355	28.4
	3327	Centre d'apprentissage du Haut-Madawaska	K, 01 - 08	170	14.0
	3325	Cité des Jeunes A.-M.-Sormany	09 - 12	942	63.6
	3326	École communautaire Ernest-Lang	K, 01 - 08	68	8.0
	3316	École communautaire Saint-Joseph	K, 01 - 08	73	8.0
	3215	École Grande-Rivière	K, 01 - 12	265	23.6
	0109	École Marie-Gaétane	K, 01 - 12	274	25.8
	3205	École Mgr-Lang	K, 01 - 06	201	16.8
	0101	École Mgr-Martin	K, 01 - 06	256	23.2
	3320	École Mgr-Matthieu-Mazerolle	K, 01 - 08	107	11.9
	3309	École Notre-Dame	K, 01 - 08	414	31.3
	3317	École Régionale Saint-Basile	K, 01 - 08	317	26.8
	3321	École Régionale Sainte-Anne	K, 01 - 08	121	12.3
	3314	École Saint-Jacques	K, 01 - 08	304	26.3
	3218	Élémentaire Sacré-Coeur	K, 01 - 06	302	25.7
	0118	Polyvalente A.-J.-Savoie	07 - 12	207	19.3
	3217	Polyvalente Thomas-Albert	07 - 12	531	37.2
	3211	Régionale-de-Saint-André	K, 01 - 06	137	13.2
Total - District scolaire francophone Nord-Ouest			5,044	415.2	

District based educators

16.2

Table 21. Enrolment and School Level Educators, September 30, 2020 (continued)

School District	School Number and Name	Grade Levels	Pupil Enrolment	School Level Educators
District scolaire francophone Sud				
5201	Centre scolaire Samuel-de-Champlain	K, 01 - 12	737	61.5
1340	École Abbey-Landry	K, 01 - 08	415	30.8
1348	École Amirault	K, 01 - 02	232	19.1
1357	École Anna-Malenfant	K, 01 - 05	640	47.3
1364	École Antonine-Maillet	06 - 08	565	33.8
5107	École Arc-en-ciel	K, 01 - 08	334	26.7
1206	École Blanche-Bourgeois	K, 01 - 08	194	16.2
1215	École Calixte-F.-Savoie	K, 01 - 08	73	7.8
1227	École Camille-Vautour	K, 01 - 08	186	15.3
5301	École Carrefour Beausoleil	K, 01 - 12	279	28.7
1361	École Carrefour de l'Acadie	06 - 08	301	19.5
1334	École Champlain	K, 01 - 08	953	70.6
1226	École Clément-Cormier	09 - 12	455	33.5
5138	École des Bâtisseurs	K, 01 - 05	479	38.2
5202	École des Pionniers	K, 01 - 05	177	15.5
1356	École Donat-Robichaud	K, 01 - 08	296	25.0
1202	École Dr-Marguerite-Michaud	K, 01 - 08	233	20.5
1358	École Grande-Digue	K, 01 - 08	247	21.9
1363	École Le Marais	03 - 05	258	17.7
1359	École Le Mascaret	06 - 08	299	20.2
1362	École Le Sommet	K, 01 - 08	934	68.0
5139	École Les Éclaireurs	K, 01 - 08	463	39.0
1360	École L'Odysée	09 - 12	944	66.1
1355	École Mathieu-Martin	09 - 12	1,176	78.3
1315	École Mgr-François-Bourgeois	K, 01 - 08	501	35.7
3954	École Mgr-Marcel-François-Richard	K, 01 - 12	407	35.9
1228	École Mont Carmel	K, 01 - 08	168	15.2
1213	École Notre-Dame	K, 01 - 08	112	11.8
1317	École Père-Edgar-T.-LeBlanc	K, 01 - 08	364	28.2
3905	École Régionale de Baie-Sainte-Anne	K, 01 - 12	104	14.6
5137	École Sainte-Anne	06 - 12	712	53.0
1349	École Sainte-Bernadette	K, 01 - 05	283	23.8
1335	École Sainte-Thérèse	K, 01 - 05	424	32.4
1350	École Saint-Henri	K, 01 - 05	341	28.4
3955	École Soleil Levant	K, 01 - 08	225	20.5
3924	Étoile de l'Acadie	K, 01 - 12	256	26.2
1331	Polyvalente Louis-J.-Robichaud	09 - 12	559	40.6
Total - District scolaire francophone Sud			15,326	1,187.3

District based educators

28.0

Table 22. Enrolment by School by Grade, September 30, 2020

District	School Number and Name	Total	Grade												Prev. Grads	
			K	01	02	03	04	05	06	07	08	09	10	11		12
Anglophone East School District																
	1572 Arnold H. McLeod School	321	54	53	49	59	62	44	-	-	-	-	-	-	-	-
	1503 Beaverbrook School	165	17	20	19	23	13	18	18	18	19	-	-	-	-	-
	1569 Bernice MacNaughton High School	812	-	-	-	-	-	-	-	-	-	190	200	223	195	4
	1504 Bessborough School	572	46	70	64	71	60	77	66	70	48	-	-	-	-	-
	1505 Birchmount School	500	46	55	41	44	71	67	70	55	51	-	-	-	-	-
	1702 Caledonia Regional High School	247	-	-	-	-	-	-	34	35	32	41	22	45	37	1
	1567 Claude D. Taylor School	263	34	37	41	49	49	53	-	-	-	-	-	-	-	-
	1401 Dorchester Consolidated School	72	4	10	6	10	6	12	6	8	10	-	-	-	-	-
	1573 Edith Cavell School	305	30	37	29	38	37	38	30	38	28	-	-	-	-	-
	1576 Evergreen Park School	546	75	92	94	84	90	111	-	-	-	-	-	-	-	-
	1514 Forest Glen School	285	51	50	66	61	57	-	-	-	-	-	-	-	-	-
	1550 Frank L. Bowser School	302	47	55	49	55	48	48	-	-	-	-	-	-	-	-
	1517 Harrison Trimble High School	1,071	-	-	-	-	-	-	-	-	-	260	292	268	247	4
	1602 Havelock School	93	11	16	15	13	18	20	-	-	-	-	-	-	-	-
	1519 Hillcrest School	132	12	12	6	16	13	10	18	22	23	-	-	-	-	-
	1703 Hillsborough Elementary School	137	18	20	23	24	28	24	-	-	-	-	-	-	-	-
	1610 J.M.A. Armstrong/Salisbury Middle School	585	-	-	-	-	-	67	83	72	76	57	72	87	70	1
	1571 Lewisville Middle School	430	-	-	-	-	-	-	143	140	147	-	-	-	-	-
	1574 Lou MacNarin School	449	68	79	74	79	74	75	-	-	-	-	-	-	-	-
	1528 Magnetic Hill School	423	39	41	58	40	38	50	57	46	54	-	-	-	-	-
	1579 Maplehurst Middle School	643	-	-	-	-	-	-	209	210	224	-	-	-	-	-
	1402 Marshview Middle School	305	-	-	-	-	-	77	76	73	79	-	-	-	-	-
	1539 Moncton High School	1,238	-	-	-	-	-	-	-	-	-	290	306	319	318	5
	1541 Mountain View School	89	24	12	19	8	10	16	-	-	-	-	-	-	-	-
	1577 Northrop Frye School	607	82	112	114	104	95	100	-	-	-	-	-	-	-	-
	1604 Petitcodiac Regional School	640	32	46	31	47	49	49	59	67	58	43	51	60	47	1
	1416 Port Elgin Regional School	171	9	24	12	19	19	13	25	30	20	-	-	-	-	-
	1547 Queen Elizabeth School	379	40	42	44	48	40	35	45	46	39	-	-	-	-	-
	1704 Riverside Consolidated School	53	9	15	5	6	8	10	-	-	-	-	-	-	-	-
	1578 Riverview East School	692	64	86	64	75	73	79	91	83	77	-	-	-	-	-
	1570 Riverview High School	1,047	-	-	-	-	-	-	-	-	-	246	252	257	291	1
	1549 Riverview Middle School	498	-	-	-	-	-	-	171	159	168	-	-	-	-	-
	1417 Salem Elementary School	397	85	73	84	79	76	-	-	-	-	-	-	-	-	-
	1607 Salisbury Elementary School	345	59	77	64	59	86	-	-	-	-	-	-	-	-	-
	1553 Shediac Cape School	338	46	33	30	39	37	36	42	41	34	-	-	-	-	-
	1559 Sunny Brae Middle School	293	-	-	-	-	-	59	76	76	82	-	-	-	-	-
	1411 Tantramar Regional High School	404	-	-	-	-	-	-	-	-	-	98	91	108	104	3
	1551 West Riverview School	304	46	60	50	52	44	52	-	-	-	-	-	-	-	-
Total - Anglophone East School District		16,153	1,048	1,227	1,151	1,202	1,201	1,240	1,319	1,289	1,269	1,225	1,286	1,367	1,309	20

Table 22. Enrolment by School by Grade, September 30, 2020 (continued)

District	School Number and Name	Total	Grade												Prev. Grads	
			K	01	02	03	04	05	06	07	08	09	10	11		12
Anglophone North School District																
4201	Bathurst High School	487	-	-	-	-	-	-	-	-	-	102	110	105	167	3
0843	Blackville School	337	26	13	19	23	21	26	30	22	30	40	29	32	25	1
4055	Bonar Law Memorial School	351	-	-	-	-	-	-	-	-	-	80	99	97	73	2
3806	Campbellton Middle School	161	-	-	-	-	-	36	37	45	43	-	-	-	-	-
3615	Dalhousie Regional High School	263	-	-	-	-	-	-	28	40	26	40	44	33	52	-
1025	Dr. Losier Middle School	252	-	-	-	-	-	-	75	79	98	-	-	-	-	-
4056	Eleanor W. Graham Middle School	170	-	-	-	-	-	-	54	54	62	-	-	-	-	-
0858	Gretna Green School	335	33	37	32	36	47	36	33	43	38	-	-	-	-	-
4010	Harcourt School	24	3	5	4	5	2	5	-	-	-	-	-	-	-	-
3601	Jacquet River School	80	9	8	9	5	11	9	6	11	12	-	-	-	-	-
1020	James M. Hill Memorial High School	538	-	-	-	-	-	-	-	-	-	131	147	106	153	1
4259	Janeville Elementary School	28	7	3	6	5	4	3	-	-	-	-	-	-	-	-
1026	King Street Elementary School	418	71	69	75	71	73	59	-	-	-	-	-	-	-	-
3613	L.E. Reinsborough School	161	24	31	27	31	24	24	-	-	-	-	-	-	-	-
3803	Lord Beaverbrook School	187	32	49	43	31	32	-	-	-	-	-	-	-	-	-
0860	Max Aitken Academy	532	47	60	55	69	68	66	59	58	50	-	-	-	-	-
0839	Millerton Elementary & Junior High School	76	8	8	12	11	3	10	7	5	12	-	-	-	-	-
1013	Miramichi Rural School	68	6	9	8	8	9	10	5	8	5	-	-	-	-	-
0811	Miramichi Valley High School	560	-	-	-	-	-	-	-	-	-	132	119	155	150	4
1014	Napan Elementary School	51	9	7	10	5	13	7	-	-	-	-	-	-	-	-
1017	Nelson Rural School	280	27	28	28	29	40	41	14	32	41	-	-	-	-	-
0859	North & South Esk Elementary School	136	19	25	17	16	20	20	19	-	-	-	-	-	-	-
0825	North & South Esk Regional High School	182	-	-	-	-	-	-	-	21	41	28	29	26	36	1
4260	Parkwood Heights Elementary School	214	47	40	38	29	28	32	-	-	-	-	-	-	-	-
4017	Rexton Elementary School	259	38	51	39	46	45	40	-	-	-	-	-	-	-	-
3823	Sugarloaf Senior High School	317	-	-	-	-	-	-	-	-	-	84	75	91	67	-
4207	Superior Middle School	251	-	-	-	-	-	-	88	69	94	-	-	-	-	-
0802	Tabusintac Community School	51	3	8	5	4	8	10	6	3	4	-	-	-	-	-
4261	Terry Fox Elementary School	245	40	42	44	42	36	41	-	-	-	-	-	-	-	-
Total - Anglophone North School District		7,014	449	493	471	466	484	475	461	490	556	637	652	645	723	12

Table 22. Enrolment by School by Grade, September 30, 2020 (continued)

District	School Number and Name	Total	Grade												Prev. Grads	
			K	01	02	03	04	05	06	07	08	09	10	11		12
Anglophone South School District																
1811	Norton Elementary School	122	16	23	23	28	16	16	-	-	-	-	-	-	-	-
2039	Prince Charles School	141	17	10	16	16	18	22	20	7	15	-	-	-	-	-
2041	Princess Elizabeth School	485	31	33	42	47	47	49	72	77	87	-	-	-	-	-
1932	Quispamsis Elementary School	359	45	64	69	58	58	65	-	-	-	-	-	-	-	-
1946	Quispamsis Middle School	560	-	-	-	-	-	-	193	181	186	-	-	-	-	-
2072	River Valley Middle School	308	-	-	-	-	-	-	93	114	101	-	-	-	-	-
1927	Rothesay Elementary School	395	67	71	66	65	57	69	-	-	-	-	-	-	-	-
1928	Rothesay High School	530	-	-	-	-	-	-	-	-	-	150	122	114	142	2
1942	Rothesay Park School	189	-	-	-	-	-	-	55	66	68	-	-	-	-	-
2043	Saint John High School	893	-	-	-	-	-	-	-	-	-	207	211	225	249	1
2057	Saint Rose School	267	40	48	38	50	48	43	-	-	-	-	-	-	-	-
2075	Seaside Park Elementary School	477	80	78	81	72	92	74	-	-	-	-	-	-	-	-
2047	Simonds High School	802	-	-	-	-	-	-	-	-	-	192	203	188	219	-
2310	Sir James Dunn Academy	172	-	-	-	-	-	-	15	22	22	26	33	26	28	-
2110	St. George Elementary School	254	37	45	42	46	33	51	-	-	-	-	-	-	-	-
2067	St. John the Baptist/King Edward School	233	31	24	30	33	22	37	16	16	24	-	-	-	-	-
2051	St. Malachy's Memorial High School	885	-	-	-	-	-	-	-	-	-	209	213	216	247	-
2052	St. Martins School	57	10	11	7	9	13	7	-	-	-	-	-	-	-	-
2336	St. Stephen Elementary School	411	62	74	56	79	77	63	-	-	-	-	-	-	-	-
2338	St. Stephen High School	462	-	-	-	-	-	-	-	-	-	129	99	113	121	-
2337	St. Stephen Middle School	365	-	-	-	-	-	-	120	120	125	-	-	-	-	-
1819	Sussex Corner Elementary School	249	33	48	35	48	41	44	-	-	-	-	-	-	-	-
1817	Sussex Elementary School	465	70	73	69	89	71	93	-	-	-	-	-	-	-	-
1820	Sussex Middle School	468	-	-	-	-	-	-	162	154	152	-	-	-	-	-
1818	Sussex Regional High School	646	-	-	-	-	-	-	-	-	-	140	143	170	184	9
2311	Vincent Massey Elementary School	119	13	23	20	16	30	17	-	-	-	-	-	-	-	-
2062	Westfield School	304	45	60	41	53	53	52	-	-	-	-	-	-	-	-
2206	White Head Elementary School	3	-	1	-	1	1	-	-	-	-	-	-	-	-	-
Total - Anglophone South School District		22,519	1,492	1,646	1,575	1,670	1,701	1,709	1,744	1,798	1,802	1,806	1,741	1,834	1,972	29

Table 22. Enrolment by School by Grade, September 30, 2020 (continued)

District	School Number and Name	Total	Grade												Prev. Grads	
			K	01	02	03	04	05	06	07	08	09	10	11		12
Anglophone West School District																
2704	McAdam High School	63	-	-	-	-	-	-	12	11	9	9	6	11	5	-
2910	Meduxnekeag Consolidated School	617	65	72	70	56	81	61	61	75	76	-	-	-	-	-
2411	Minto Elementary Middle School	355	35	35	36	34	34	44	57	42	38	-	-	-	-	-
2407	Minto Memorial High School	138	-	-	-	-	-	-	-	-	-	30	43	37	28	-
2633	Montgomery Street Elementary School	232	36	41	41	37	36	41	-	-	-	-	-	-	-	-
2802	Nackawic Elementary School	182	24	35	23	40	34	26	-	-	-	-	-	-	-	-
2811	Nackawic Middle School	134	-	-	-	-	-	-	41	46	47	-	-	-	-	-
2801	Nackawic Senior High School	270	-	-	-	-	-	-	-	-	-	64	59	72	72	3
2620	Nashwaak Valley School	110	16	14	18	18	15	29	-	-	-	-	-	-	-	-
2621	Nashwaaksis Memorial School	367	55	71	59	74	49	59	-	-	-	-	-	-	-	-
2636	Nashwaaksis Middle School	612	-	-	-	-	-	-	214	182	216	-	-	-	-	-
2639	New Maryland Elementary School	512	88	94	73	81	78	98	-	-	-	-	-	-	-	-
2513	Oromocto High School	1,058	-	-	-	-	-	-	-	-	-	285	261	232	271	9
2623	Park Street Elementary School	392	51	63	69	65	74	70	-	-	-	-	-	-	-	-
3105	Perth-Andover Middle School	190	-	-	-	-	-	-	60	71	59	-	-	-	-	-
2624	Priestman Street Elementary School	569	83	88	99	90	94	115	-	-	-	-	-	-	-	-
2512	Ridgeview Middle School	303	-	-	-	-	-	-	94	115	94	-	-	-	-	-
2638	Royal Road Elementary School	327	60	53	52	47	54	61	-	-	-	-	-	-	-	-
5401	Saint Mary's Academy	191	18	17	15	14	13	16	14	23	12	16	11	12	10	-
3106	Southern Victoria High School	269	-	-	-	-	-	-	-	-	-	72	62	68	67	-
0906	Stanley Consolidated School	232	18	18	16	21	17	23	16	11	14	19	20	17	22	-
2510	Summerhill Street Elementary School	250	-	-	-	84	73	93	-	-	-	-	-	-	-	-
2505	Sunbury West School	220	18	20	27	31	29	19	28	28	20	-	-	-	-	-
3111	Tobique Valley High School	149	-	-	-	-	-	-	24	17	13	22	20	28	25	-
2911	Townsvie School	620	60	62	74	64	68	64	65	72	91	-	-	-	-	-
0905	Upper Miramichi Elementary School	95	13	18	10	17	18	19	-	-	-	-	-	-	-	-
2908	Woodstock High School	564	-	-	-	-	-	-	-	-	-	137	132	150	144	1
Total - Anglophone West School District		22,442	1,545	1,694	1,674	1,600	1,663	1,739	1,731	1,790	1,761	1,744	1,810	1,770	1,895	26

Table 22. Enrolment by School by Grade, September 30, 2020 (continued)

District	School Number and Name	Total	Grade												Prev. Grads	
			K	01	02	03	04	05	06	07	08	09	10	11		12
District scolaire francophone Nord-Est																
	4109 Académie Assomption	41	9	9	7	4	4	8	-	-	-	-	-	-	-	-
	3511 Académie Notre-Dame	170	13	18	20	14	16	19	27	25	18	-	-	-	-	-
	3516 Aux quatre vents	223	-	-	-	-	-	-	-	-	-	58	50	55	60	-
	4157 Carrefour Étudiant	235	19	25	18	32	24	24	33	36	24	-	-	-	-	-
	0761 Centre scolaire communautaire La fontaine	414	22	29	28	24	29	24	18	42	27	52	35	39	44	1
	4161 Cité de l'Amitié	314	44	55	48	59	51	57	-	-	-	-	-	-	-	-
	0714 École La Passerelle	198	21	22	25	25	20	24	22	30	9	-	-	-	-	-
	0702 École La Relève-de-Saint-Isidore	129	14	18	9	14	13	19	11	17	14	-	-	-	-	-
	0719 École La Ruche	305	34	59	57	46	50	59	-	-	-	-	-	-	-	-
	0725 École La Source	350	30	42	36	43	42	46	33	34	44	-	-	-	-	-
	0762 École La Villa des Amis	148	9	14	16	17	21	17	19	13	22	-	-	-	-	-
	0609 École La-Rivière	89	11	4	14	12	13	9	5	9	12	-	-	-	-	-
	0720 École Le Tremplin	167	-	-	-	-	-	-	63	51	53	-	-	-	-	-
	0503 École Léandre-LeGresley	132	14	22	14	10	14	14	13	19	12	-	-	-	-	-
	0627 École L'Envolée	398	43	45	45	33	48	49	44	52	39	-	-	-	-	-
	0513 École L'Escale-des-Jeunes	77	5	9	7	10	9	8	6	9	14	-	-	-	-	-
	0625 École L'Étincelle	137	15	8	11	16	24	15	14	13	21	-	-	-	-	-
	0540 École Marguerite-Bourgeois	361	39	36	34	43	33	42	43	47	44	-	-	-	-	-
	0601 École Marie-Esther	364	-	-	-	-	-	-	-	-	-	96	97	97	73	1
	0504 École Ola-Léger	73	7	7	10	10	9	6	11	8	5	-	-	-	-	-
	0752 École René-Chouinard	88	9	7	6	11	8	10	10	12	15	-	-	-	-	-
	4156 École secondaire Népisguit	689	-	-	-	-	-	-	-	-	-	160	170	175	184	-
	0604 École Soeur-Saint-Alexandre	257	28	21	25	39	34	21	31	28	30	-	-	-	-	-
	0541 École Terre des Jeunes	249	19	28	33	22	35	28	30	32	22	-	-	-	-	-
	4143 François-Xavier-Daigle	112	4	13	9	8	10	14	19	14	21	-	-	-	-	-
	4125 La Croisée	235	20	23	20	22	28	29	32	34	27	-	-	-	-	-
	3517 La Mosaïque du Nord	264	26	30	23	29	37	32	23	31	33	-	-	-	-	-
	4158 Le Domaine Étudiant	250	-	-	-	-	40	58	57	46	49	-	-	-	-	-
	3724 Le Galion des Appalaches	575	58	66	62	61	58	69	66	78	57	-	-	-	-	-
	4114 Le Tournesol	187	51	53	37	46	-	-	-	-	-	-	-	-	-	-
	4159 Place-des-Jeunes	228	-	-	-	-	-	-	79	73	76	-	-	-	-	-
	0539 Polyvalente Louis-Mailloux	387	-	-	-	-	-	-	-	-	-	97	80	103	106	1
	3722 Polyvalente Roland-Pépin	277	-	-	-	-	-	-	-	-	-	69	71	64	70	3
	0760 Polyvalente W.-Arthur-Losier	642	-	-	-	-	-	-	-	-	-	173	150	156	162	1
Total - District scolaire francophone Nord-Est		8,765	564	663	614	650	670	701	709	753	688	705	653	689	699	7

Table 22. Enrolment by School by Grade, September 30, 2020 (continued)

District	School Number and Name	Total	Grade												Prev. Grads	
			K	01	02	03	04	05	06	07	08	09	10	11		12
District scolaire francophone Nord-Ouest																
3329	Carrefour de la Jeunesse	355	36	38	34	37	30	52	30	47	51	-	-	-	-	-
3327	Centre d'apprentissage du Haut-Madawaska	170	9	22	11	19	18	26	18	21	26	-	-	-	-	-
3325	Cité des Jeunes A.-M.-Sormany	942	-	-	-	-	-	-	-	-	-	231	242	233	236	-
3326	École communautaire Ernest-Lang	68	10	6	4	7	4	7	13	12	5	-	-	-	-	-
3316	École communautaire Saint-Joseph	73	4	11	7	7	10	5	11	8	10	-	-	-	-	-
3215	École Grande-Rivière	265	18	15	15	11	16	19	30	26	25	22	27	17	24	-
0109	École Marie-Gaétane	274	30	13	29	21	17	19	19	14	19	18	20	27	25	3
3205	École Mgr-Lang	201	26	26	26	25	36	33	29	-	-	-	-	-	-	-
0101	École Mgr-Martin	256	35	38	36	38	38	33	38	-	-	-	-	-	-	-
3320	École Mgr-Matthieu-Mazerolle	107	14	7	13	14	17	9	12	13	8	-	-	-	-	-
3309	École Notre-Dame	414	35	37	36	37	47	55	46	67	54	-	-	-	-	-
3317	École Régionale Saint-Basile	317	29	44	39	33	31	41	33	36	31	-	-	-	-	-
3321	École Régionale Sainte-Anne	121	12	16	14	15	13	13	10	17	11	-	-	-	-	-
3314	École Saint-Jacques	304	23	26	35	35	35	47	33	36	34	-	-	-	-	-
3218	Élémentaire Sacré-Coeur	302	43	39	38	55	50	46	31	-	-	-	-	-	-	-
0118	Polyvalente A.-J.-Savoie	207	-	-	-	-	-	-	-	36	37	33	33	33	35	-
3217	Polyvalente Thomas-Albert	531	-	-	-	-	-	-	-	103	90	82	105	64	86	1
3211	Régionale-de-Saint-André	137	13	20	15	28	16	16	29	-	-	-	-	-	-	-
Total - District scolaire francophone Nord-Ouest		5,044	337	358	352	382	378	421	382	436	401	386	427	374	406	4

Table 22. Enrolment by School by Grade, September 30, 2020 (continued)

District	School Number and Name	Total	Grade												Prev. Grads	
			K	01	02	03	04	05	06	07	08	09	10	11		12
District scolaire francophone Sud																
	5201 Centre scolaire Samuel-de-Champlain	737	51	37	50	39	56	52	68	88	70	65	60	43	58	-
	1340 École Abbey-Landry	415	50	48	43	45	47	47	43	48	44	-	-	-	-	-
	1348 École Amirault	232	82	75	75	-	-	-	-	-	-	-	-	-	-	-
	1357 École Anna-Malenfant	640	111	113	107	111	89	109	-	-	-	-	-	-	-	-
	1364 École Antonine-Maillet	565	-	-	-	-	-	-	180	205	180	-	-	-	-	-
	5107 École Arc-en-ciel	334	48	37	40	44	34	35	40	36	20	-	-	-	-	-
	1206 École Blanche-Bourgeois	194	19	23	19	22	21	25	23	25	17	-	-	-	-	-
	1215 École Calixte-F.-Savoie	73	7	9	12	5	9	8	10	10	3	-	-	-	-	-
	1227 École Camille-Vautour	186	23	18	24	22	19	16	25	24	15	-	-	-	-	-
	5301 École Carrefour Beausoleil	279	26	30	22	18	31	20	23	28	19	19	13	19	11	-
	1361 École Carrefour de l'Acadie	301	-	-	-	-	-	-	97	92	112	-	-	-	-	-
	1334 École Champlain	953	105	128	133	91	113	90	96	95	102	-	-	-	-	-
	1226 École Clément-Cormier	455	-	-	-	-	-	-	-	-	-	120	97	96	136	6
	5138 École des Bâtitseurs	479	70	83	79	90	78	79	-	-	-	-	-	-	-	-
	5202 École des Pionniers	177	28	32	26	32	31	28	-	-	-	-	-	-	-	-
	1356 École Donat-Robichaud	296	27	31	39	27	28	32	41	32	39	-	-	-	-	-
	1202 École Dr-Marguerite-Michaud	233	26	24	24	22	25	22	23	32	35	-	-	-	-	-
	1358 École Grande-Digue	247	21	32	23	23	33	24	29	32	30	-	-	-	-	-
	1363 École Le Marais	258	-	-	-	98	79	81	-	-	-	-	-	-	-	-
	1359 École Le Mascaret	299	-	-	-	-	-	-	96	100	103	-	-	-	-	-
	1362 École Le Sommet	934	100	115	122	114	111	96	101	97	78	-	-	-	-	-
	5139 École Les Éclaireurs	463	41	54	66	60	58	49	40	58	37	-	-	-	-	-
	1360 École L'Odysée	944	-	-	-	-	-	-	-	-	-	258	241	212	230	3
	1355 École Mathieu-Martin	1,176	-	-	-	-	-	-	-	-	-	311	286	276	303	-
	1315 École Mgr-François-Bourgeois	501	55	53	58	52	52	54	78	49	50	-	-	-	-	-
	3954 École Mgr-Marcel-François-Richard	407	27	25	17	18	22	15	21	14	19	62	51	57	58	1
	1228 École Mont Carmel	168	21	20	20	10	17	20	19	20	21	-	-	-	-	-
	1213 École Notre-Dame	112	6	11	15	9	15	10	16	12	18	-	-	-	-	-
	1317 École Père-Edgar-T.-LeBlanc	364	39	33	44	55	43	37	36	34	43	-	-	-	-	-
	3905 École Régionale de Baie-Sainte-Anne	104	4	5	5	9	6	6	12	1	6	18	10	18	4	-
	5137 École Sainte-Anne	712	-	-	-	-	-	-	79	84	77	131	127	111	97	6
	1349 École Sainte-Bernadette	283	47	44	51	50	47	44	-	-	-	-	-	-	-	-
	1335 École Sainte-Thérèse	424	46	54	68	77	79	100	-	-	-	-	-	-	-	-
	1350 École Saint-Henri	341	52	51	58	59	61	60	-	-	-	-	-	-	-	-
	3955 École Soleil Levant	225	27	28	22	27	29	19	26	20	27	-	-	-	-	-
	3924 Étoile de l'Acadie	256	19	20	32	15	13	23	13	23	19	26	17	13	22	1
	1331 Polyvalente Louis-J.-Robichaud	559	-	-	-	-	-	-	-	-	-	155	124	150	130	-
Total - District scolaire francophone Sud		15,326	1,178	1,233	1,294	1,244	1,246	1,201	1,235	1,259	1,184	1,165	1,026	995	1,049	17

Table 23. Enrolment in French Immersion by School by Grade, September 30, 2020

Dist.	No. School Number and Name	Total	Grade											
			01	02	03	04	05	06	07	08	09	10	11	12
Anglophone East School District														
	1572 Arnold H. McLeod School	163	31	29	38	39	26	-	-	-	-	-	-	
	1569 Bernice MacNaughton High School	403	-	-	-	-	-	-	-	-	111	113	109	70
	1504 Bessborough School	352	50	44	50	36	54	40	46	32	-	-	-	
	1505 Birchmount School	255	37	21	24	37	31	44	33	28	-	-	-	
	1702 Caledonia Regional High School	112	-	-	-	-	-	17	20	14	15	6	25	15
	1567 Claude D. Taylor School	141	29	27	29	27	29	-	-	-	-	-	-	
	1573 Edith Cavell School	73	11	8	9	11	9	10	8	7	-	-	-	
	1576 Evergreen Park School	291	61	60	49	44	77	-	-	-	-	-	-	
	1514 Forest Glen School	108	23	30	34	21	-	-	-	-	-	-	-	
	1550 Frank L. Bowser School	197	44	41	44	26	42	-	-	-	-	-	-	
	1517 Harrison Trimble High School	385	-	-	-	-	-	-	-	-	108	103	110	64
	1519 Hillcrest School	32	-	-	-	-	-	9	14	9	-	-	-	
	1610 J.M.A. Armstrong/Salisbury Middle School	334	-	-	-	-	39	50	41	46	39	40	43	36
	1571 Lewisville Middle School	249	-	-	-	-	-	85	92	72	-	-	-	
	1574 Lou MacNarin School	182	41	41	38	30	32	-	-	-	-	-	-	
	1528 Magnetic Hill School	285	29	47	31	33	33	45	30	37	-	-	-	
	1579 Maplehurst Middle School	434	-	-	-	-	-	161	125	148	-	-	-	
	1402 Marshview Middle School	190	-	-	-	-	49	53	47	41	-	-	-	
	1539 Moncton High School	445	-	-	-	-	-	-	-	-	131	103	108	103
	1577 Northrop Frye School	320	73	69	62	46	70	-	-	-	-	-	-	
	1604 Petitcodiac Regional School	318	26	15	21	20	-	43	48	45	28	26	27	19
	1416 Port Elgin Regional School	37	-	-	-	-	-	12	17	8	-	-	-	
	1547 Queen Elizabeth School	142	27	24	19	11	11	23	15	12	-	-	-	
	1578 Riverview East School	439	58	49	47	49	59	61	61	55	-	-	-	
	1570 Riverview High School	568	-	-	-	-	-	-	-	-	140	152	136	140
	1549 Riverview Middle School	348	-	-	-	-	-	127	110	111	-	-	-	
	1417 Salem Elementary School	231	53	71	60	47	-	-	-	-	-	-	-	
	1607 Salisbury Elementary School	164	44	41	31	48	-	-	-	-	-	-	-	
	1553 Shediac Cape School	137	20	15	20	16	13	20	17	16	-	-	-	
	1559 Sunny Brae Middle School	133	-	-	-	-	22	38	32	41	-	-	-	
	1411 Tantramar Regional High School	174	-	-	-	-	-	-	-	-	45	44	43	42
	1551 West Riverview School	128	32	27	26	13	30	-	-	-	-	-	-	
	Total - Anglophone East School District	7,770	689	659	632	554	626	838	756	722	617	587	601	489

Table 23. Enrolment in French Immersion by School by Grade, September 30, 2020 (continued)

Dist.	No.	School Number and Name	Total	Grade											
				01	02	03	04	05	06	07	08	09	10	11	12
Anglophone North School District															
	4201	Bathurst High School	96	-	-	-	-	-	-	-	-	29	28	21	18
	0843	Blackville School	70	-	10	8	11	11	15	-	-	15	-	-	-
	4055	Bonar Law Memorial School	92	-	-	-	-	-	-	-	-	27	18	26	21
	3806	Campbellton Middle School	63	-	-	-	-	15	16	17	15	-	-	-	-
	3615	Dalhousie Regional High School	74	-	-	-	-	-	13	16	11	15	4	10	5
	1025	Dr. Losier Middle School	98	-	-	-	-	-	34	26	38	-	-	-	-
	4056	Eleanor W. Graham Middle School	77	-	-	-	-	-	18	30	29	-	-	-	-
	0858	Gretna Green School	168	23	13	22	18	22	22	31	17	-	-	-	-
	1020	James M. Hill Memorial High School	109	-	-	-	-	-	-	-	-	39	37	18	15
	1026	King Street Elementary School	147	34	29	35	21	28	-	-	-	-	-	-	-
	3613	L.E. Reinsborough School	79	20	13	15	16	15	-	-	-	-	-	-	-
	3803	Lord Beaverbrook School	69	28	12	15	14	-	-	-	-	-	-	-	-
	0860	Max Aitken Academy	250	33	34	35	33	30	29	22	34	-	-	-	-
	0811	Miramichi Valley High School	149	-	-	-	-	-	-	-	-	47	32	33	37
	1017	Nelson Rural School	83	15	12	-	9	9	9	14	15	-	-	-	-
	0859	North & South Esk Elementary School	39	16	8	7	8	-	-	-	-	-	-	-	-
	0825	North & South Esk Regional High School	12	-	-	-	-	-	-	-	12	-	-	-	-
	4260	Parkwood Heights Elementary School	93	26	23	11	17	16	-	-	-	-	-	-	-
	4017	Rexton Elementary School	108	27	18	27	18	18	-	-	-	-	-	-	-
	3823	Sugarloaf Senior High School	62	-	-	-	-	-	-	-	-	22	15	16	9
	4207	Superior Middle School	124	-	-	-	-	-	49	33	42	-	-	-	-
	4261	Terry Fox Elementary School	118	23	28	22	17	28	-	-	-	-	-	-	-
Total - Anglophone North School District			2,180	245	200	197	182	192	205	189	213	194	134	124	105

Table 23. Enrolment in French Immersion by School by Grade, September 30, 2020 (continued)

Dist.	No. School Number and Name	Total	Grade											
			01	02	03	04	05	06	07	08	09	10	11	12
Anglophone South School District														
	2003 Barnhill Memorial School	208	-	-	-	-	-	78	53	77	-	-	-	-
	2066 Bayside Middle School	170	-	-	-	-	-	59	67	44	-	-	-	-
	2005 Beaconsfield Middle School	61	-	-	-	-	-	29	13	19	-	-	-	-
	1945 Belleisle Regional High School	84	-	-	-	-	-	13	12	9	13	11	9	17
	2008 Champlain Heights School	14	-	-	-	-	14	-	-	-	-	-	-	-
	1948 Chris Saunders Memorial Elementary School	112	23	21	19	20	29	-	-	-	-	-	-	-
	1940 Dr. A. T. Leatherbarrow Primary School	51	51	-	-	-	-	-	-	-	-	-	-	-
	1930 Fairvale Elementary School	158	34	29	29	35	31	-	-	-	-	-	-	-
	2013 Forest Hills School	316	35	26	15	30	28	64	62	56	-	-	-	-
	2111 Fundy Middle and High School	184	-	-	-	-	-	20	36	40	35	11	21	21
	2068 Grand Bay Primary School	35	12	23	-	-	-	-	-	-	-	-	-	-
	1939 Hampton Elementary School	162	-	42	50	24	46	-	-	-	-	-	-	-
	1947 Hampton High School	216	-	-	-	-	-	-	-	-	69	53	37	57
	1921 Hampton Middle School	207	-	-	-	-	-	71	73	63	-	-	-	-
	2060 Harbour View High School	310	-	-	-	-	-	-	-	-	100	84	61	65
	1929 Harry Miller Middle School	232	-	-	-	-	-	67	85	80	-	-	-	-
	2016 Inglewood School	48	-	-	17	11	20	-	-	-	-	-	-	-
	2070 Island View School	108	32	27	26	-	23	-	-	-	-	-	-	-
	1941 Kennebecasis Valley High School	520	-	-	-	-	-	-	-	-	151	115	124	130
	1943 Lakefield Elementary School	164	37	36	33	20	38	-	-	-	-	-	-	-
	2030 Loch Lomond School	94	25	12	17	19	21	-	-	-	-	-	-	-
	2059 M. Gerald Teed Memorial School	80	43	37	-	-	-	-	-	-	-	-	-	-
	1925 Macdonald Consolidated School	36	-	-	-	-	-	14	13	9	-	-	-	-
	2065 Millidgeville North School	235	-	-	24	31	33	58	43	46	-	-	-	-
	2041 Princess Elizabeth School	97	-	11	11	10	-	16	24	25	-	-	-	-
	1932 Quispamsis Elementary School	162	39	38	17	20	48	-	-	-	-	-	-	-
	1946 Quispamsis Middle School	326	-	-	-	-	-	103	122	101	-	-	-	-
	2072 River Valley Middle School	197	-	-	-	-	-	61	73	63	-	-	-	-
	1927 Rothesay Elementary School	154	44	32	31	18	29	-	-	-	-	-	-	-
	1928 Rothesay High School	258	-	-	-	-	-	-	-	-	76	64	50	68
	1942 Rothesay Park School	120	-	-	-	-	-	35	40	45	-	-	-	-
	2043 Saint John High School	331	-	-	-	-	-	-	-	-	77	91	74	89
	2075 Seaside Park Elementary School	116	25	25	21	26	19	-	-	-	-	-	-	-
	2047 Simonds High School	175	-	-	-	-	-	-	-	-	64	43	31	37
	2110 St. George Elementary School	113	22	22	25	14	30	-	-	-	-	-	-	-
	2051 St. Malachy's Memorial High School	309	-	-	-	-	-	-	-	-	88	91	60	70
	2336 St. Stephen Elementary School	178	34	34	40	37	33	-	-	-	-	-	-	-

Table 23. Enrolment in French Immersion by School by Grade, September 30, 2020 (continued)

Dist.	No.	School Number and Name	Total	Grade											
				01	02	03	04	05	06	07	08	09	10	11	12
Anglophone South School District															
	2338	St. Stephen High School	156	-	-	-	-	-	-	-	-	53	41	29	33
	2337	St. Stephen Middle School	176	-	-	-	-	-	76	47	53	-	-	-	-
	1819	Sussex Corner Elementary School	107	26	13	28	16	24	-	-	-	-	-	-	-
	1817	Sussex Elementary School	184	37	34	40	28	45	-	-	-	-	-	-	-
	1820	Sussex Middle School	274	-	-	-	-	-	87	99	88	-	-	-	-
	1818	Sussex Regional High School	267	-	-	-	-	-	-	-	-	71	60	65	71
	2062	Westfield School	108	24	17	24	17	26	-	-	-	-	-	-	-
Total - Anglophone South School District			7,613	543	479	467	376	537	851	862	818	797	664	561	658

Table 23. Enrolment in French Immersion by School by Grade, September 30, 2020 (continued)

Dist.	No. School Number and Name	Total	Grade											
			01	02	03	04	05	06	07	08	09	10	11	12
Anglophone West School District														
	3107 Andover Elementary School	72	14	14	16	10	18	-	-	-	-	-	-	
	2506 Assiniboine Avenue Elementary School	72	37	35	-	-	-	-	-	-	-	-	-	
	2602 Barkers Point Elementary School	140	33	25	18	23	41	-	-	-	-	-	-	
	2641 Bliss Carman Middle School	347	-	-	-	-	-	117	106	124	-	-	-	
	3018 Carleton North High School	104	-	-	-	-	-	-	-	-	32	34	20	
	2604 Connaught Street School	185	52	35	35	31	32	-	-	-	-	-	-	
	2605 Devon Middle School	267	-	-	-	-	-	89	97	81	-	-	-	
	3009 Florenceville Elementary School	109	25	19	20	18	27	-	-	-	-	-	-	
	3008 Florenceville Middle School	109	-	-	-	-	-	29	36	44	-	-	-	
	2608 Forest Hill Elementary School	32	32	-	-	-	-	-	-	-	-	-	-	
	2635 Fredericton High School	712	-	-	-	-	-	-	-	-	212	202	167	
	2609 Garden Creek School	199	37	48	32	36	46	-	-	-	-	-	-	
	2619 George Street Middle School	411	-	-	-	-	-	133	151	127	-	-	-	
	2508 Gesner Street Elementary School	85	39	46	-	-	-	-	-	-	-	-	-	
	2642 Gibson-Neill Memorial Elementary School	228	44	55	46	39	44	-	-	-	-	-	-	
	2511 Harold Peterson Middle School	187	-	-	-	-	-	56	70	61	-	-	-	
	2701 Harvey Elementary School	95	21	25	12	20	17	-	-	-	-	-	-	
	2705 Harvey High School	118	-	-	-	-	-	24	20	21	11	11	16	
	2509 Hubbard Avenue Elementary School	100	-	-	32	38	30	-	-	-	-	-	-	
	5001 John Caldwell School	141	16	12	11	10	15	9	13	16	9	10	6	
	2611 Keswick Ridge School	46	10	10	19	7	-	-	-	-	-	-	-	
	2640 Leo Hayes High School	667	-	-	-	-	-	-	-	-	168	176	153	
	2634 Liverpool Street Elementary School	165	-	41	32	44	48	-	-	-	-	-	-	
	2910 Meduxnekeag Consolidated School	249	35	29	24	32	30	29	39	31	-	-	-	
	2411 Minto Elementary Middle School	91	14	17	11	12	-	18	19	-	-	-	-	
	2633 Montgomery Street Elementary School	93	19	21	20	13	20	-	-	-	-	-	-	
	2802 Nackawic Elementary School	76	14	15	20	14	13	-	-	-	-	-	-	
	2811 Nackawic Middle School	54	-	-	-	-	-	16	21	17	-	-	-	
	2801 Nackawic Senior High School	74	-	-	-	-	-	-	-	-	21	21	19	
	2621 Nashwaaksis Memorial School	183	45	30	52	22	34	-	-	-	-	-	-	
	2636 Nashwaaksis Middle School	364	-	-	-	-	-	133	108	123	-	-	-	
	2639 New Maryland Elementary School	252	59	53	47	45	48	-	-	-	-	-	-	
	2513 Oromocto High School	247	-	-	-	-	-	-	-	-	71	67	50	
	2623 Park Street Elementary School	241	53	47	46	50	45	-	-	-	-	-	-	
	3105 Perth-Andover Middle School	43	-	-	-	-	-	16	9	18	-	-	-	
	2624 Priestman Street Elementary School	251	46	59	46	46	54	-	-	-	-	-	-	
	2512 Ridgeview Middle School	47	-	-	-	-	-	15	13	19	-	-	-	

Table 23. Enrolment in French Immersion by School by Grade, September 30, 2020 (continued)

Dist.	No.	School Number and Name	Total	Grade											
				01	02	03	04	05	06	07	08	09	10	11	12
Anglophone West School District															
	2638	Royal Road Elementary School	128	21	27	26	21	33	-	-	-	-	-	-	
	3106	Southern Victoria High School	55	-	-	-	-	-	-	-	-	18	12	12	
	2510	Summerhill Street Elementary School	87	-	-	30	25	32	-	-	-	-	-	-	
	2911	Townsvie School	236	27	27	27	27	31	29	31	37	-	-	-	
	2908	Woodstock High School	235	-	-	-	-	-	-	-	-	66	56	61	
Total - Anglophone West School District			7,597	693	690	622	583	658	713	733	719	608	589	504	

**Table 24. Dropouts and Enrolment by School District for Grades 7 - 12
September 30, 2018 to September 30, 2019**

School District	Enrolment K-12	Enrolment 7-12	Number of Dropouts	Percent Dropped Out
Anglophone Districts				
Anglophone East School District	15,924	7,562	47	0.6
Anglophone North School District	7,266	3,979	85	2.1
Anglophone South School District	22,903	10,886	88	0.8
Anglophone West School District	22,663	10,736	150	1.4
Francophone Districts				
District scolaire francophone Nord-Est	9,126	4,300	42	1.0
District scolaire francophone Nord-Ouest	5,218	2,441	24	1.0
District scolaire francophone Sud	14,795	6,250	31	0.5
Anglophone	68,756	33,163	370	1.1
Francophone	29,139	12,991	97	0.7
Province	97,895	46,154	467	1.0